

# Hyperion Decimus

January 19, 2024

**Sean Farrell**<sup>AC</sup>

sean.farrell@fundstrat.com

twitter: @Seanmfarrell

**Tom Couture**

tom.couture@fundstrat.com

*\*Please see page 30 for required disclosures*

# Table of Contents

1 The Right Time to Allocate

2 Navigating Volatility

---

3 Hyperion Decimus

---


4 Libertas Strategy & Performance

---

5 Risks & Disclosures

# Crypto is a Small Slice of a Large Pie

- Digital assets are a new financial primitive that have the potential to change every aspect of society. They can serve as a hedge against monetary debasement, diversify portfolios, change the landscape of traditional finance, and have the potential to disrupt other industries like gaming, computing infrastructure, and social media.
- The total market capitalization of digital assets is approximately \$1.7 trillion, a fraction of the global wealth landscape. One does not need to assume a large percentage of market capture to project exponential growth for the industry.



Global Real Estate = \$613 Tn<sup>1</sup>

Global Debt (Public + Private) = \$235 Tn<sup>2</sup>

Commodities = \$128 Tn<sup>3</sup>

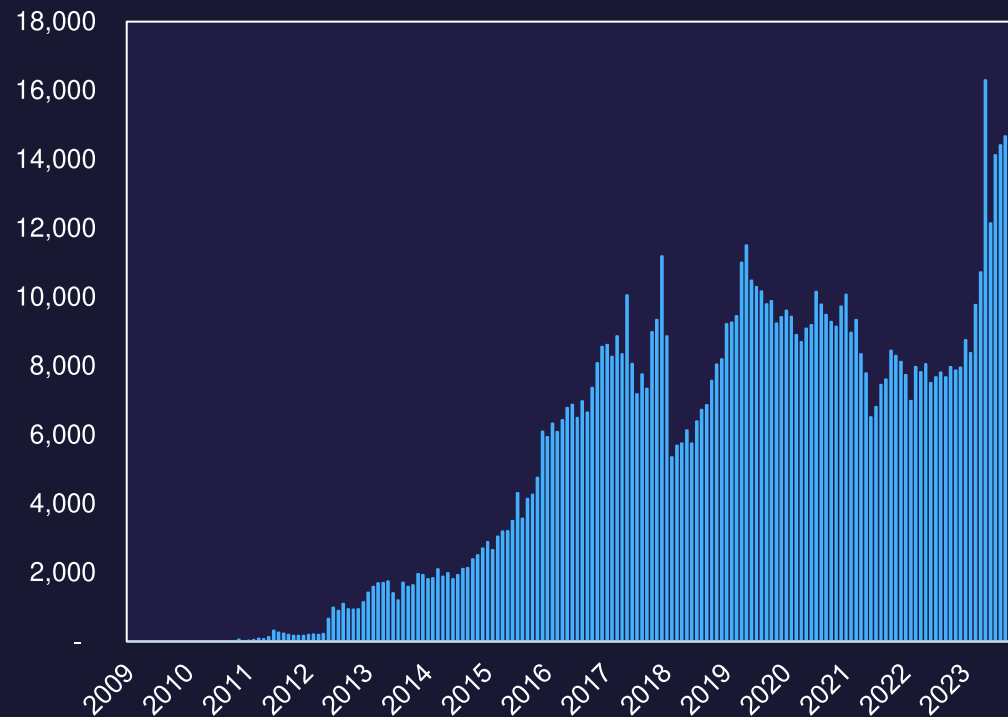
Global Equities = \$109 Tn<sup>4</sup>

Crypto = \$1.7 Tn<sup>5</sup>

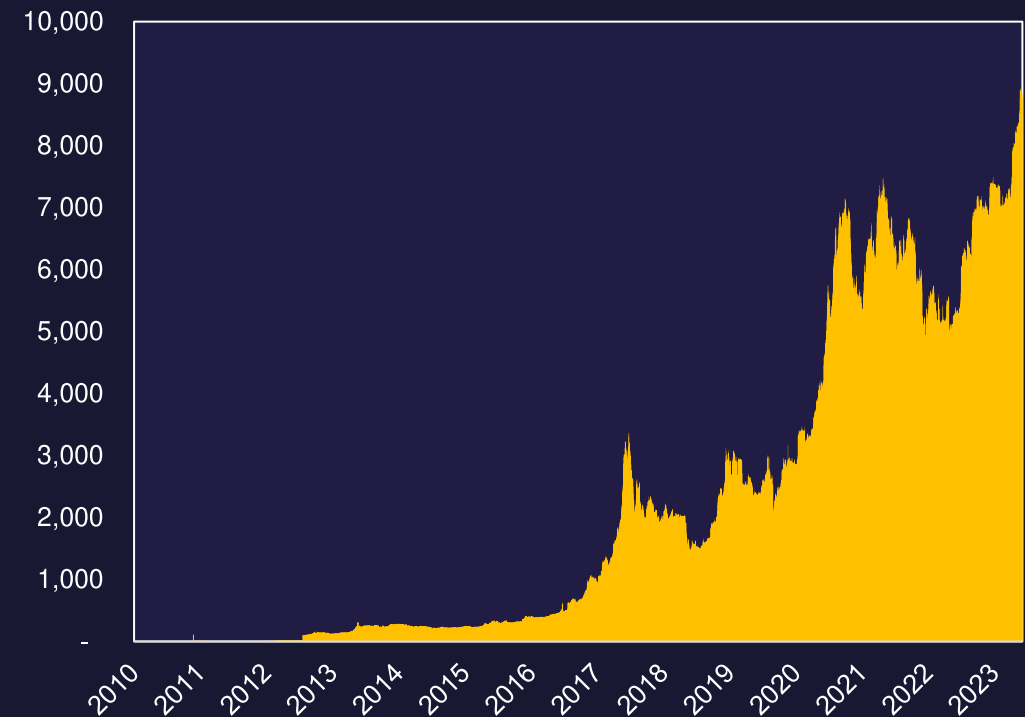
# Adoption Accelerating

- Bitcoin activity is accelerating to new all-time highs as the network's utility has expanded beyond a store-of-value to include arbitrary data storage via inscriptions.
- Despite a steep decline from late 2021 through 2022, the count of Bitcoin addresses holding at least \$1,000 worth of Bitcoin has seen a sharp rise, nearing 9 million wallets.
- Prominent financial institutions, including BlackRock, Fidelity, and Franklin Templeton, are making strides into the crypto space with plans to launch spot Exchange-Traded Funds (ETFs).

BTC Monthly Txns (000s)



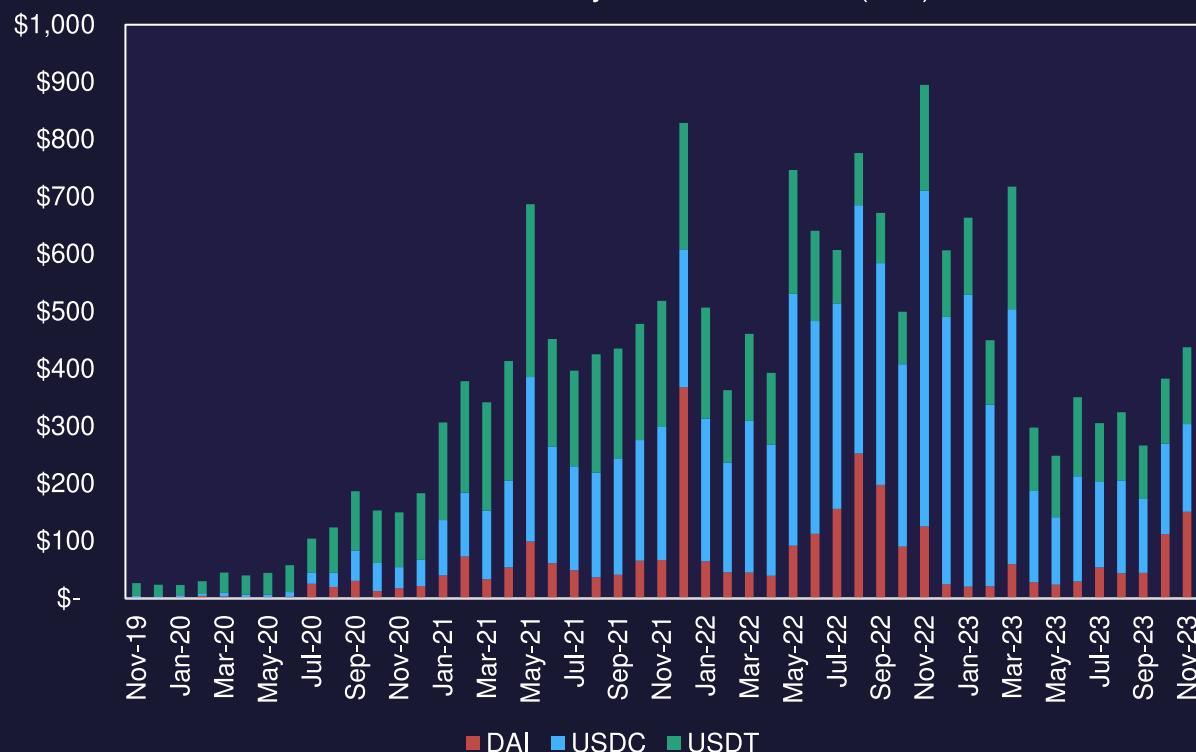
BTC Addresses with > \$1k (000s)



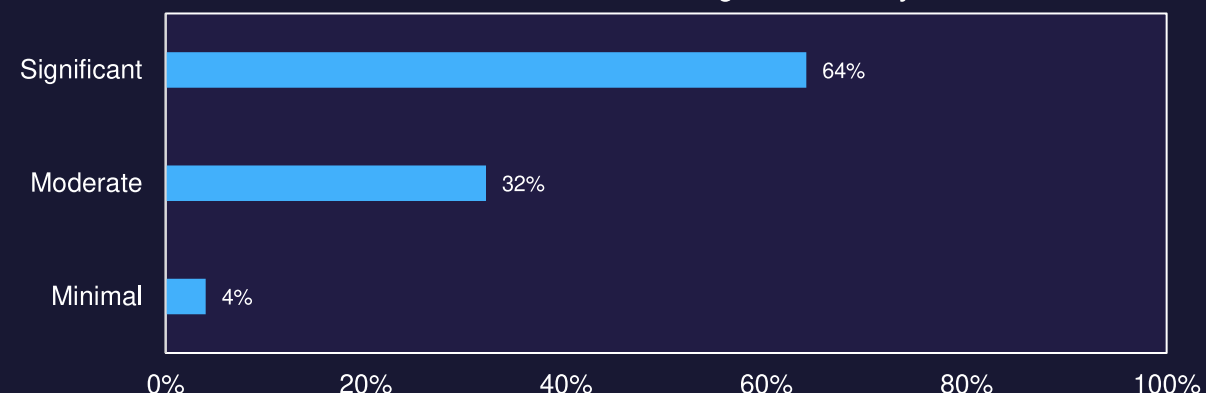
# Killer Apps Emerging

- Stablecoins have been one of the most compelling use cases of digital assets with the three largest stablecoins settling close to half a trillion dollars in monthly transaction volume.
- A study conducted by Deloitte in collaboration with PayPal shows that merchants and customers are becoming increasingly interested in cryptocurrencies as a form of payment, with 64% of customers showing significant interest, and 85% of merchants expecting crypto payments to be ubiquitous within their industries within the next five years.

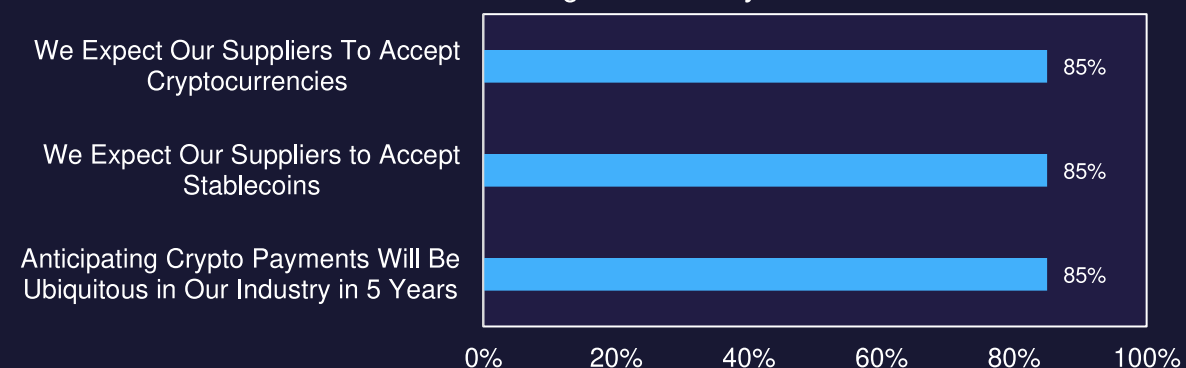
Stablecoin Monthly Transfer Volume (\$Bil)



Customer Interest In Digital Currency

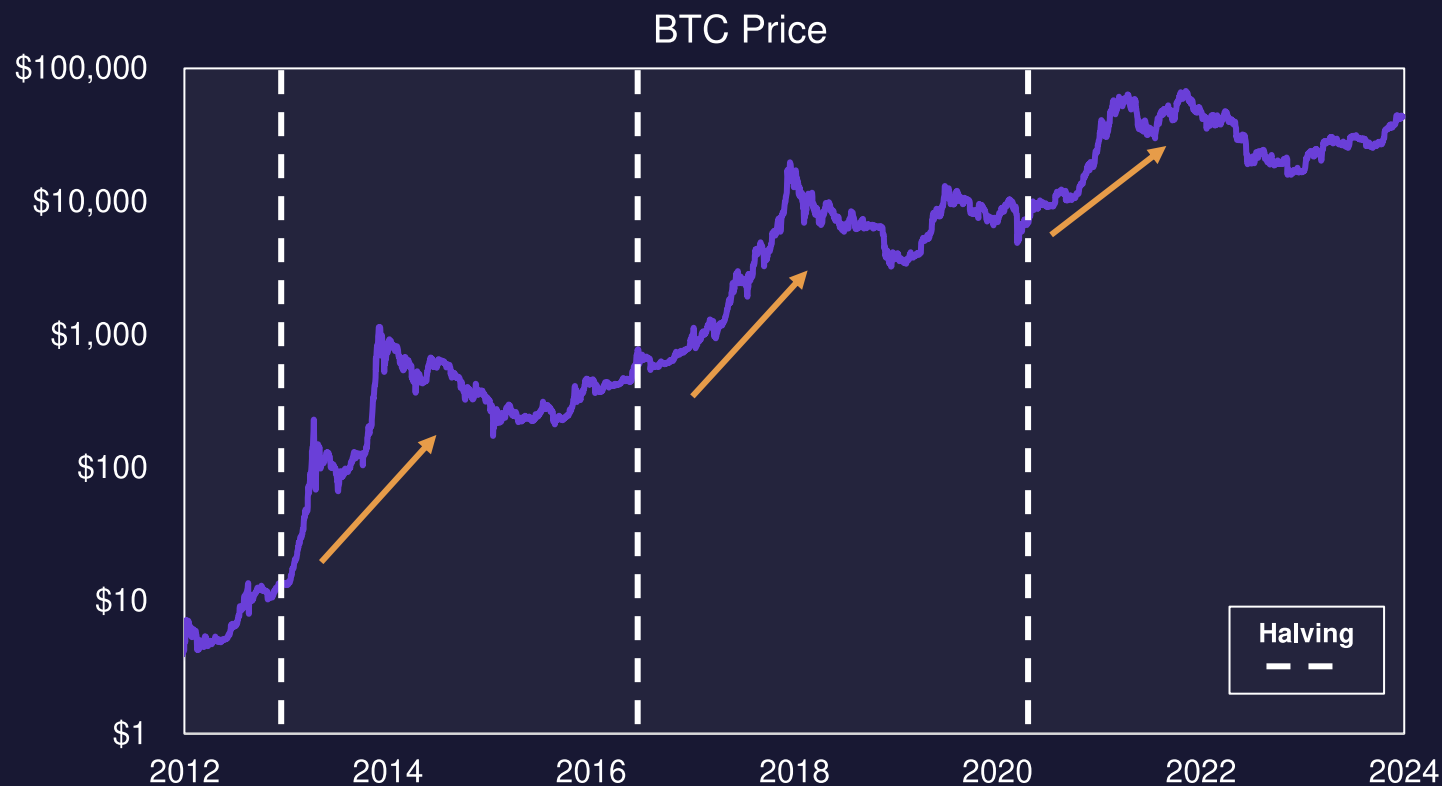


Merchant Digital Currency Sentiment



# Bitcoin Halving Approaching


- The next Bitcoin halving is scheduled for April 2024, roughly 100 days from the date of this report. Historically, these events have acted as bullish catalysts for Bitcoin's price. While macro conditions do influence these trends, the halving events themselves improve supply-and-demand dynamics and help foster a positive narrative around Bitcoin.
- An analysis of performance data from previous halvings suggests considerable opportunities for investors. Bitcoin forward returns preceding and following the halving have been impressive across various timeframes.



Bitcoin Forward Returns				
100 Days Before Halving				
	6 Months	12 Months	18 Months	24 Months
Median	90%	453%	2,252%	2,312%
Average	47%	257%	943%	1,579%
From Halving Date				
	6 Months	12 Months	18 Months	24 Months
Median	82%	559%	2,093%	926%
Average	348%	2,993%	2,455%	1,376%

# Blue Chip Asset Managers Entering the Space

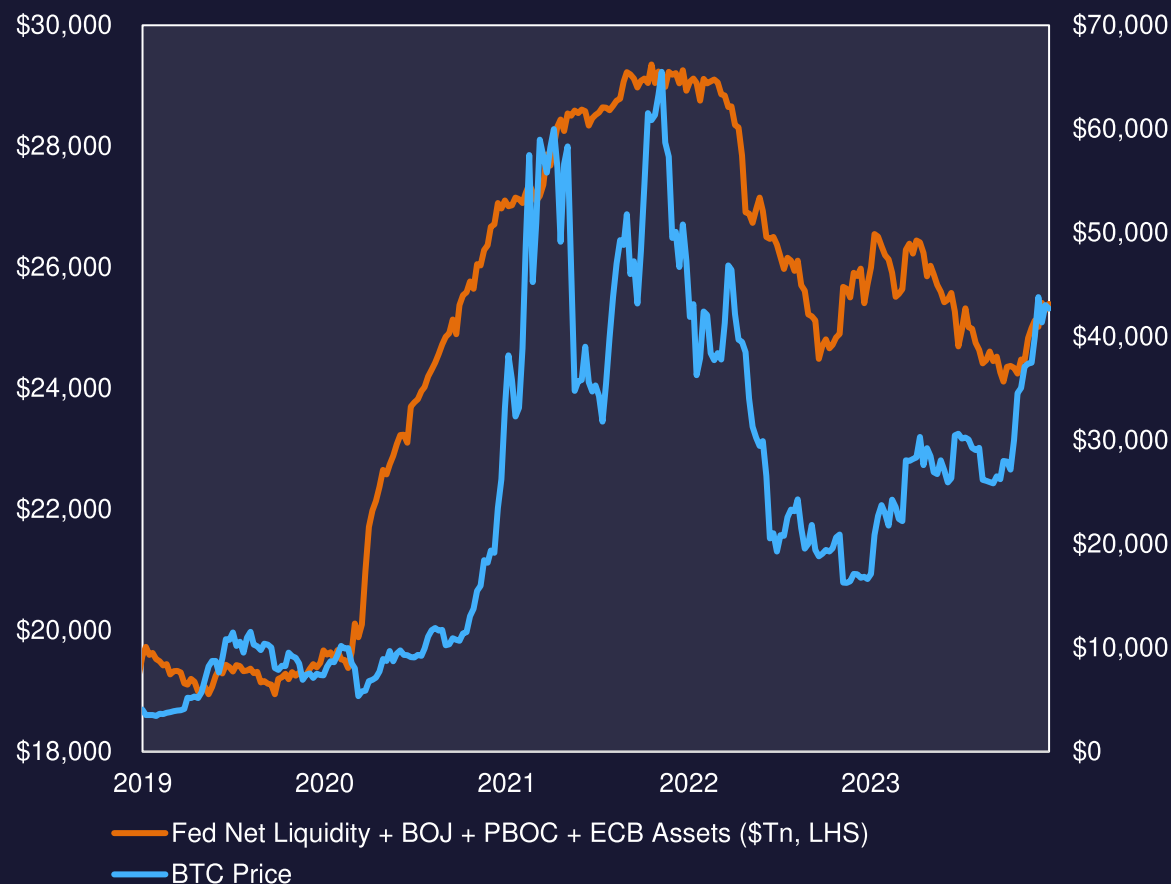
- Major global financial institutions are entering the crypto space through spot Bitcoin ETFs, adding a new layer of legitimacy to the industry. These ETF applications streamline the process for RIAs and traditional market investors to gain price exposure to Bitcoin. The involvement of major asset managers could ignite a marketing battle as each strives to establish dominance as the go-to crypto ETF provider. Early signs of such campaigns have already been observed.
- In our opinion, Spot Bitcoin ETF approval may not signal SEC policy change, but it could alter public perception of the agency. In addition, in our view, long-awaited approval could weaken the SEC's political standing and encourage more targeted crypto legislation, moving away from regulation through enforcement.



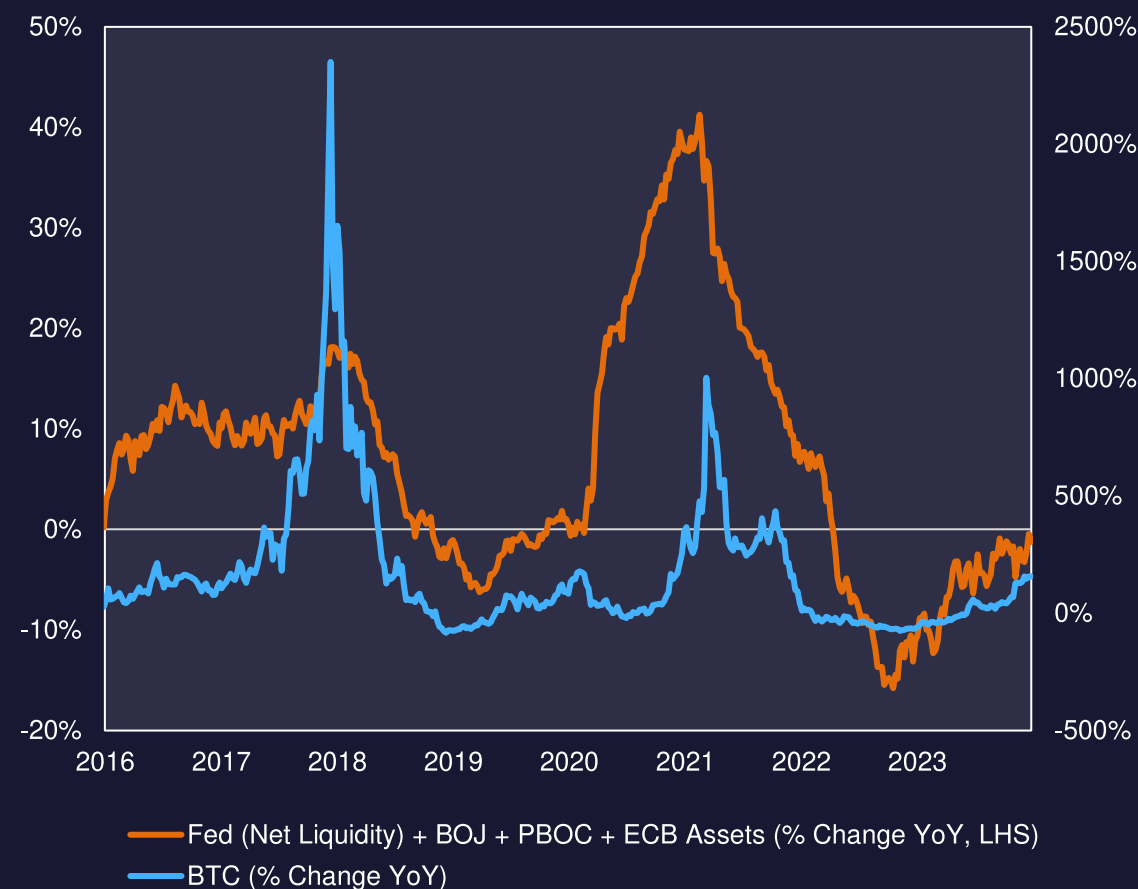
# Global Liquidity Conditions Improving

- With price inflation tamed, and likely continued easing from Asian central banks, we view the forward outlook for global liquidity conditions to be accommodative for asset prices.
- Bitcoin has historically demonstrated a positive relationship with dollar-denominated central bank liquidity.

BTC Price vs Global Liquidity



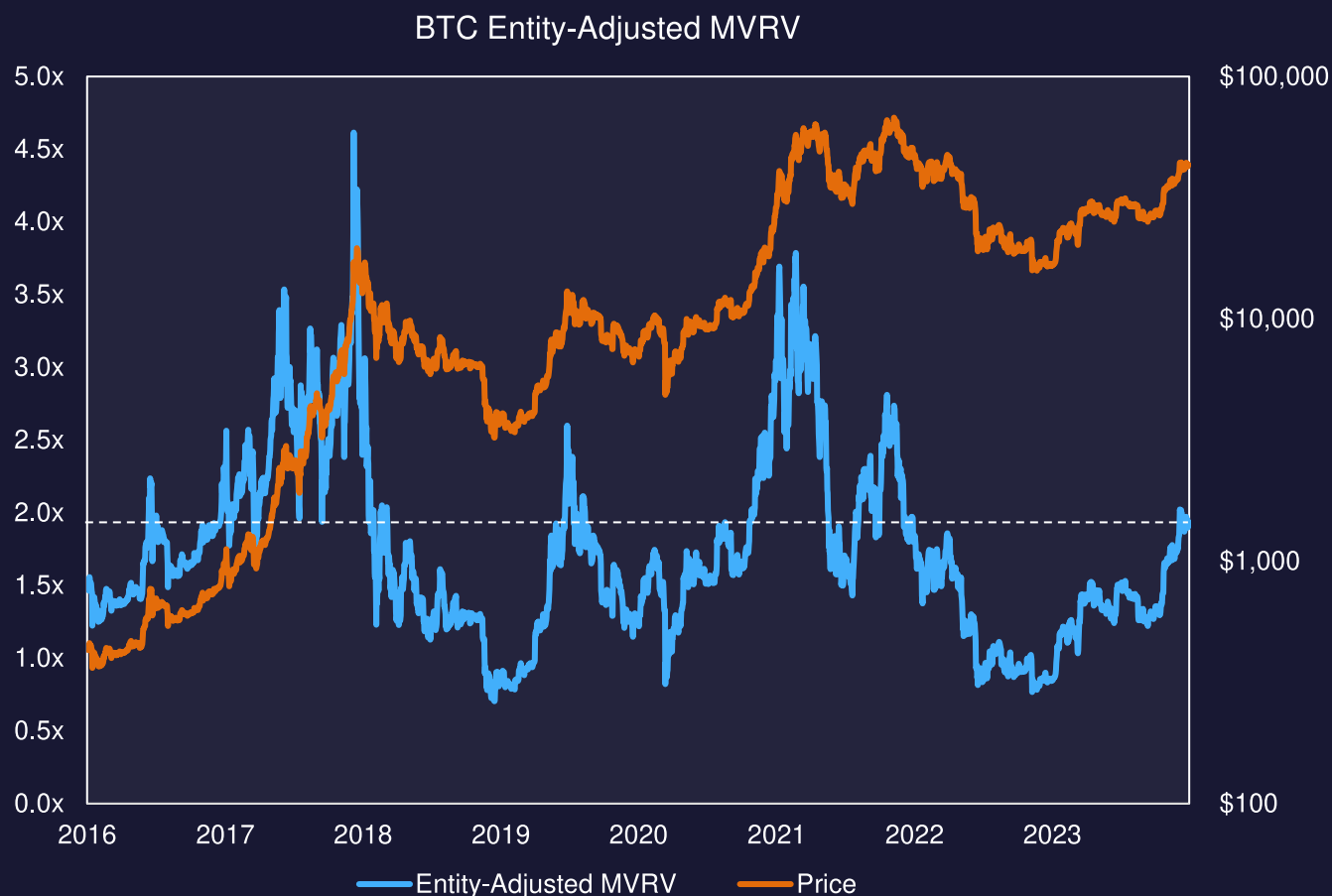
BTC Price vs Global Liquidity (% Change YoY)





# Still in Early Innings of Bull Market

- Market-value-to-realized-value (MVRV) measures the profitability of coins presently held across the entire network. Naturally, the higher that this metric rises, the “frothier” the market price for Bitcoin is, and the more potential selling pressure there will be from holders.



Current Bitcoin Metrics					
Price		\$42,483			
Market Cap		\$832 Billion			
Entity-Adjusted MVRV		1.9x			

Decile	MVRV Range	Avg Fwd Returns*			
		6-Month	12-Month	18-Month	24-Month
1	0.7x - 1.0x	95%	112%	187%	862%
2	1.0x - 1.3x	15%	147%	205%	533%
3	1.3x - 1.4x	13%	131%	267%	654%
4	1.4x - 1.5x	12%	134%	615%	1128%
5	1.5x - 1.6x	55%	172%	391%	491%
6	1.6x - 1.7x	75%	234%	465%	409%
7	1.7x - 1.9x	70%	256%	561%	382%
8	1.9x - 2.2x	103%	406%	387%	199%
9	2.2x - 2.7x	119%	198%	107%	99%
10	2.7x - 4.6x	87%	37%	-12%	46%

\*Data from Jan 1<sup>st</sup>, 2016 to Dec 28<sup>th</sup>, 2023

# Table of Contents

---

1 The Right Time to Allocate

2 Navigating Volatility

3 Hyperion Decimus

---

4 Libertas Strategy & Performance

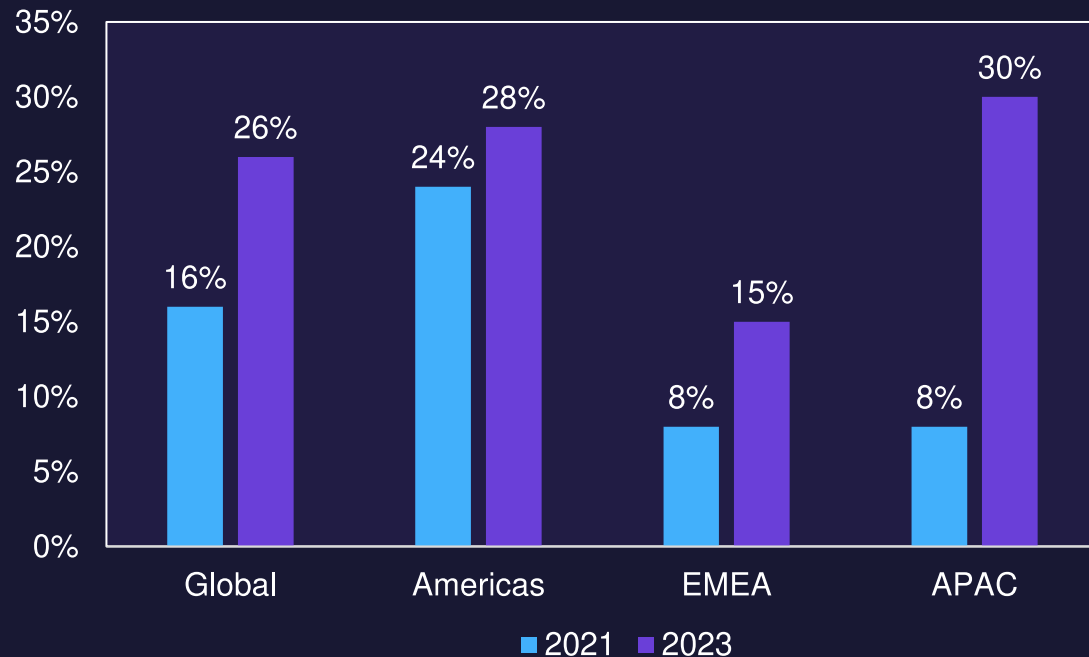
---

5 Risks & Disclosures

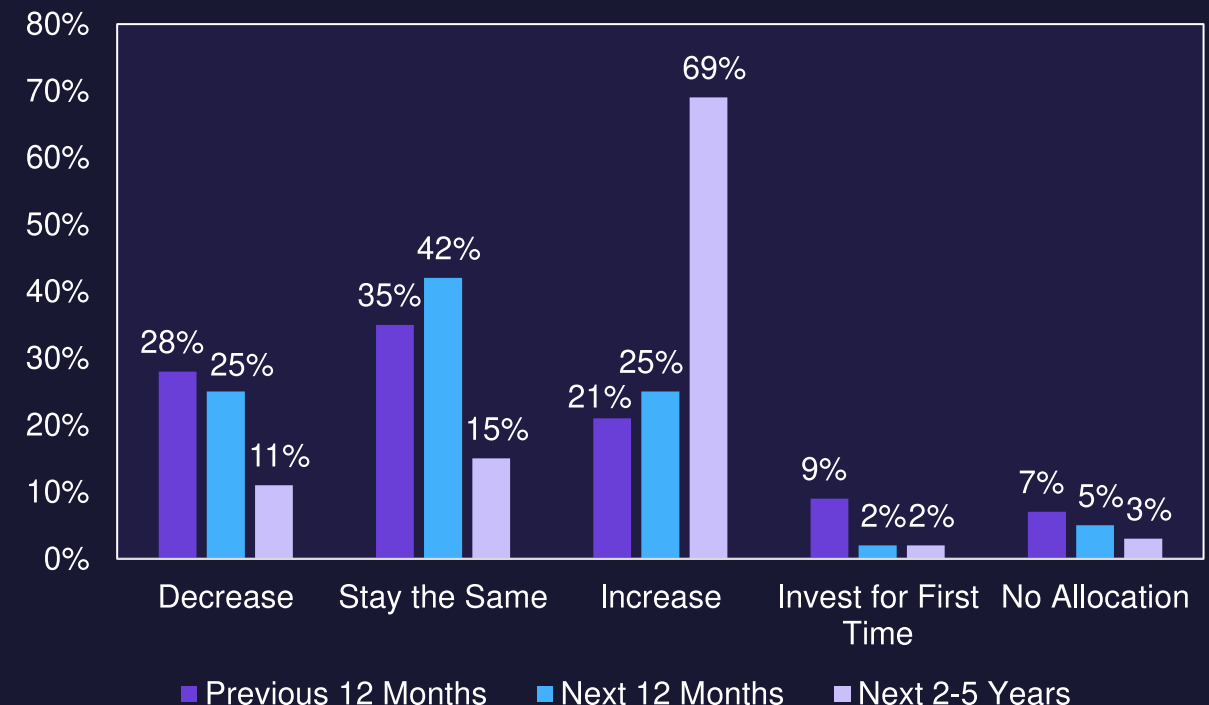
# The Institutions Have Arrived

- In April 2023, Goldman Sachs Asset Management (GSAM) published a survey that examined crypto interest among family offices. The findings indicated that, even in light of the downturn in 2022, a greater number of family offices are invested in digital assets compared to two years prior.
- State Street engaged Oxford Economics to survey 300 investment institutions—comprising asset managers, asset owners, and insurers—regarding their strategies toward digital assets and investment technology. Although the survey, conducted in November 2022, revealed a short-term cautious stance, participants conveyed a longer-term intent to increase their allocations to digital assets.

% of Family Offices Invested in Crypto (GSAM Survey)



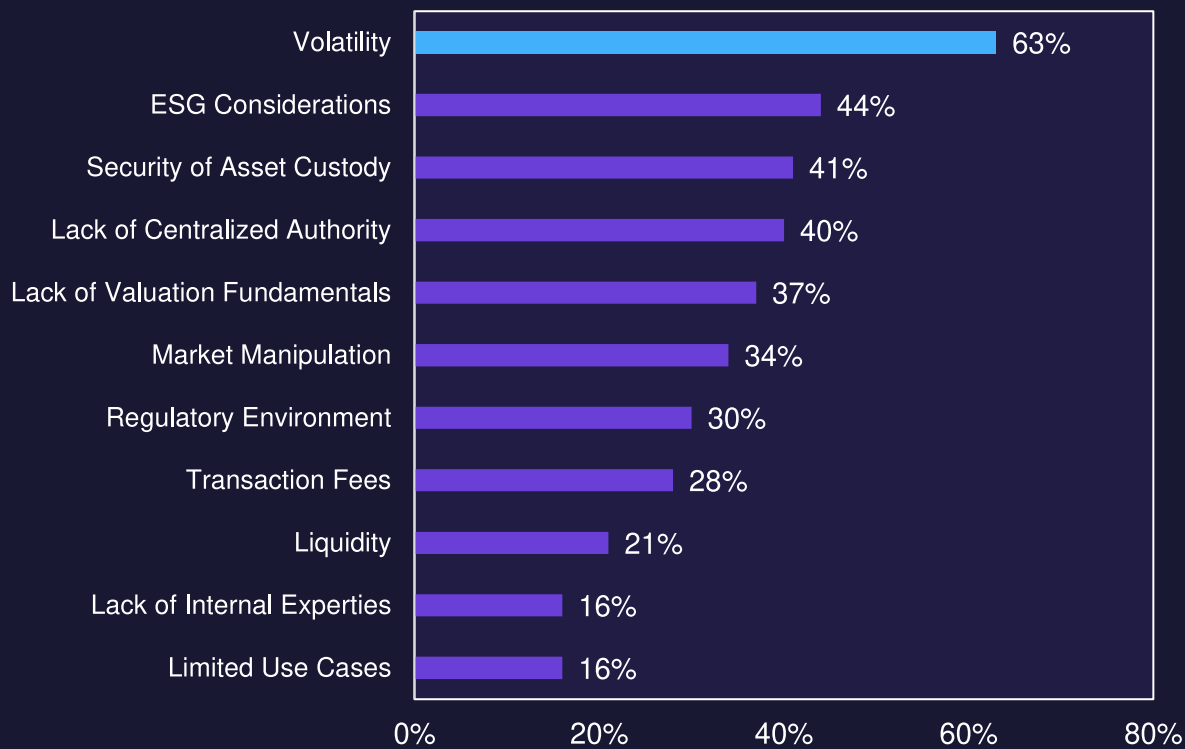
Institutional Digital Asset Investment Plans



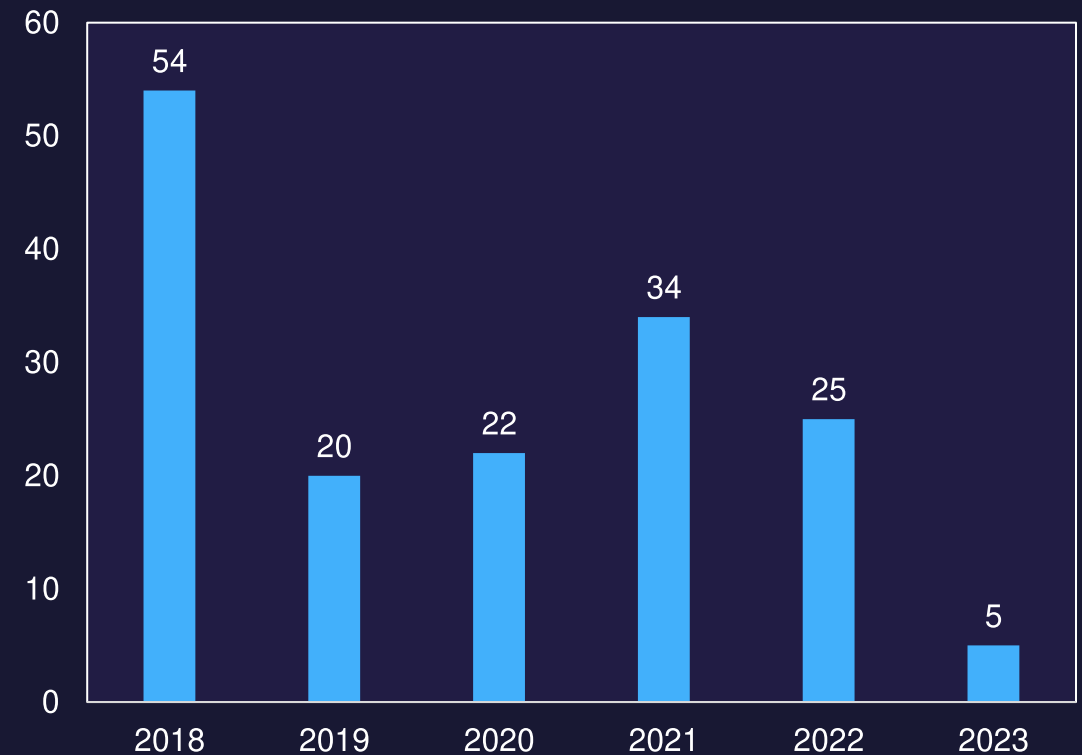
# But Many Still See a Volatility “Problem”

- Coinbase commissioned a study by Institutional Investor to gain insights into the sentiments and perspectives of institutional investors regarding digital assets over the past year. The study, conducted by the Institutional Investor Custom Research Lab, employed an online survey and garnered participation from 250 U.S. institutional investors.
- 63% of respondents identified volatility as their primary concern when investing in crypto.

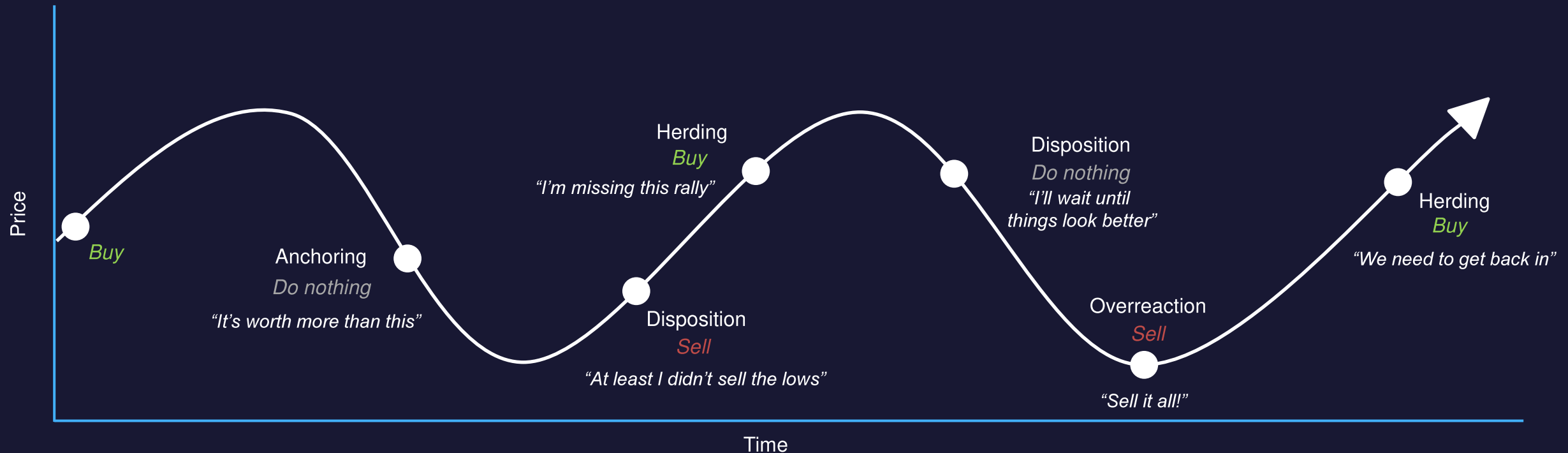
Institutional Investor Concerns



Number of Days with >5% Crypto Market Cap Decline



# Common Pure Discretionary Strategy Pitfalls



- **Anchoring** - strong attachment to previous values or initial purchase prices. Investors tend to underestimate events that impact current market price by holding on to losers too long.
- **Disposition Effect** - Difficulty in cutting losses while taking profit too quickly.
- **Herding Behavior** - Tendency to join the actions of a larger group without any logical basis.
- **Overreaction & Availability Bias** - Exaggerated reactions to recent news due to prior emotional responses or experiences.
- **Prospect Theory** - Perception of gains and losses varies. Earning \$1000 and losing \$300 feels worse than simply earning \$700.
  - Individuals prefer 100% certainty of earning a set amount than a lower probability of earning more.
  - Investors make poor decisions when faced with low probability events, causing an underestimation of risks.

# Table of Contents

---

1 The Right Time to Allocate

---

2 Navigating Volatility

3 Hyperion Decimus

4 Libertas Strategy & Performance

---

5 Risks & Disclosures

# Hyperion Decimus

- Hyperion Decimus is a diversified quantitative digital asset manager dedicated to delivering long-term value to investors.
- The team adopts a data-driven approach to crypto investing, boasts expertise in market structure, and provides a qualitative industry insight unique to seasoned veterans.
- Utilizing proprietary automated trading systems, Hyperion Decimus ensures meticulous order execution, broad diversification, and stringent risk management, with alpha generated through data analytics, robust risk management practices, and a managerial overlay.

## Flagship Libertas Fund

### Objectives

Libertas aims to secure long-term absolute returns, compound gains, participate in market uptrends, hedge against economic shocks, and provide institutional-grade fiduciary management.

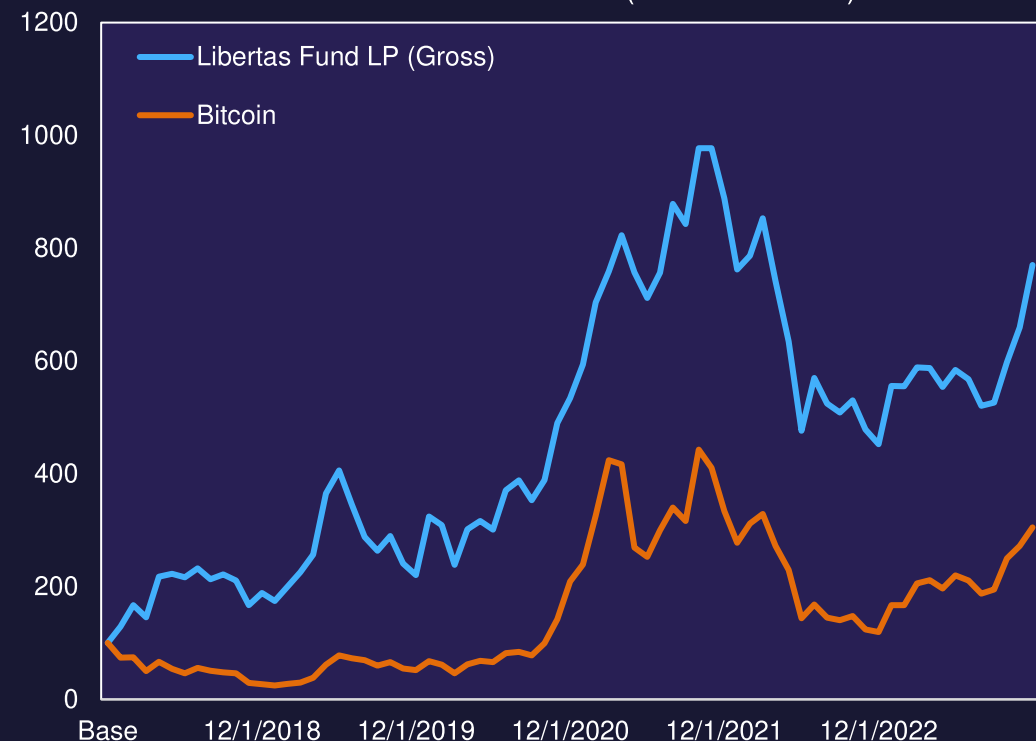
### Mandate

The investment mandate of the Libertas Fund is to target long term absolute returns, diversify among strategy, asset, sector and counterparty, while managing alpha and evolving with the space.

### Strategy

The Libertas strategy employs automated trading systems enhanced with machine learning to continually adapt to the industry, while combining non-correlated strategies within a predefined volatility budget.

Libertas vs. Benchmarks (Indexed to 100)



# Human Capital

- The Hyperion team, composed of High-Frequency Traders (HFTs), Quants, and Volatility Traders, demonstrates a substantial depth of experience, with each team member averaging 19 years in investment management and 7 years in crypto expertise. For comparison, according to PwC's 2022 Global Crypto Hedge Fund Report, the average experience per employee in investment management at crypto funds in 2021 was 6.5 years, and in crypto-specific areas, it was 2.8 years.



Christopher Sullivan	Haim Bodek
Co-Portfolio Manager	Strategy Director, Co-Portfolio Manager
<ul style="list-style-type: none"> <li>Since 2007, Mr. Sullivan has been in the securities industry with a background in algorithmic portfolio construction, risk management, equity, futures, investment banking and derivatives trading.</li> <li>Mr. Sullivan holds Series 3, 4, 7, 24, 30, 31, 66, 215, (AWMA) and (CRPC) securities licenses, and is an active Chartered Market Technician (CMT).</li> <li>Mr. Sullivan began his career at Morgan Stanley, and has been an entrepreneur since 2010, serving as portfolio manager of a volatility arbitrage fund prior to co-founding Hyperion Decimus.</li> <li>For HD's Libertas Fund, Sullivan serves as co-portfolio manager, and designs quantitative algorithms.</li> </ul>	<ul style="list-style-type: none"> <li>Since 1996, Mr. Bodek has been in the securities industry with a background in high frequency trading, electronic trading, derivatives markets, and market structure.</li> <li>Mr. Bodek previously worked as VP of Hull Trading (acquired by Goldman Sachs 2007), Managing Director UBS, Joint Global Head of Electronic Volatility Trading, CEO of Trading Machines (Options HFT), and is also a well-known whistleblower in the exposure of "undocumented order types".</li> <li>Mr. Bodek formerly held the series 3, 4, 7, 24, 55, 63, and 65. Mr. Bodek holds a BA in Mathematics and Cognitive Science from the University of Rochester.</li> </ul>

	Average Crypto Hedge Fund	Hyperion Decimus
Avg Investment Management Experience Per Employee (Yrs)	6.5*	19
Avg Crypto Experience Per Employee (Yrs)	2.8*	7

\* Figures based on a report from 2022 reporting on hedge funds from 2021.



# Human Capital

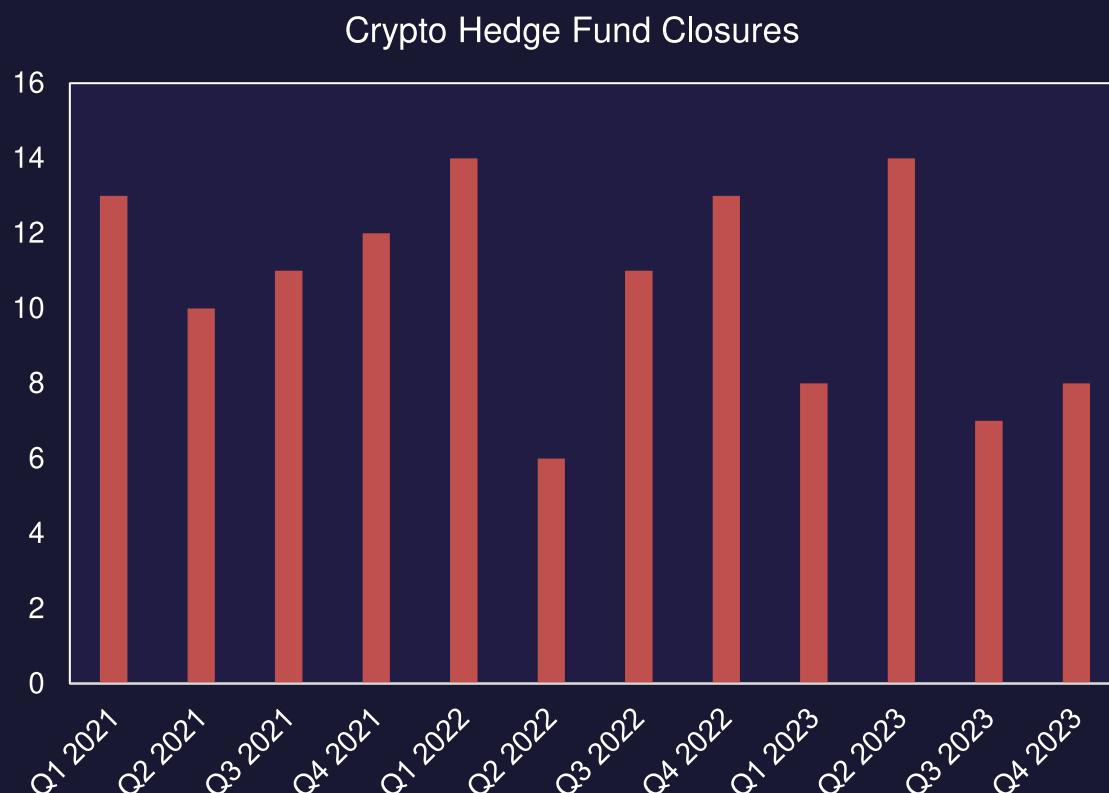
- Hyperion Decimus actively engages in regulatory discussions, participating on State Blockchain Business Association Boards and Crypto Regulatory Working Groups.
- Demonstrating “skin in the game,” the team invests up to 20% of General Partner capital alongside Limited Partners.



Kamal Mokeddem	Matthew Rosen	Stanislav Dolgoplov	Jeffrey Tai	Rishi K Narang
Quant Research	Chief Operating Officer	Chief Regulatory Officer	DeFi Portfolio Manager	Advisor
<ul style="list-style-type: none"> <li>• Mr. Mokeddem was an early investor in bitcoin and part of the Ethereum presale.</li> <li>• He was most recently CTO of Omniex which is building the institutional tools for trading crypto. Before that he was Director of Quantitative Research for Grabel Capital Management, a multi-billion dollar short term systematic CTA, helping grow AUM from \$600M to \$2.4B over 6 years.</li> </ul>	<ul style="list-style-type: none"> <li>• Mr. Rosen is the Chief Operating Officer. Since 2011, Mr. Rosen has served in various roles in the securities industry with a background in operations, equity and derivative trading, technical analysis, and quantitative strategies.</li> <li>• From 2013 to late 2018 Mr. Rosen served as Director of Operations for Hyperion Capital Advisors, a quantitative long/short equity manager. Mr. Rosen is also a co-founder and principal of Hyperion Wealth Management, a non-affiliated Florida-based Registered Investment Advisor.</li> </ul>	<ul style="list-style-type: none"> <li>• Mr. Dolgoplov is the Regulatory Consultant. Mr. Dolgoplov was previously affiliated with several law firms, including Dechert LLP, and served as an adjunct professor teaching securities regulation-related classes at UCLA School of Law.</li> </ul>	<ul style="list-style-type: none"> <li>• Jeffrey Tai is the DeFi Portfolio Manager of Hyperion Decimus “HD Digital Asset Income Fund.” As a crypto native, he's deeply involved in the DeFi space and is an active investor in both the private and public markets. Jeffrey also develops systematic trading strategies and does quantitative research for Libertas Fund, HD's Quant Driven Multi-Strat.</li> <li>• Prior to Hyperion Decimus, Jeffrey was a platform architect at Omniex, managing their global cloud infrastructure and designing microservice architecture.</li> </ul>	<ul style="list-style-type: none"> <li>• Mr. Narang is the Founding Principal of T2AM and manages T2AM's investment activities.</li> <li>• Mr. Narang began his career with Citibank Alternative Investment in 1996. In 1999 he co-founded and was president of Tradeworx, Inc., a quantitative hedge fund manager. From 2002, Mr. Narang was the co-Portfolio Manager &amp; Managing Director at Santa Barbara Alpha Strategies before founding T2AM, LLC in 2005.</li> </ul>

# Survivorship Alpha

- The crypto industry has persevered through a tumultuous 2022 and 2023, which saw many crypto hedge funds and exchanges close their doors. Hyperion’s industry experience and survivorship alpha has allowed them to weather the storm and grow stronger with the industry.
- Their longstanding tenure in the industry has allowed them to build strong relationships with vendors resulting in favorable fee structures.

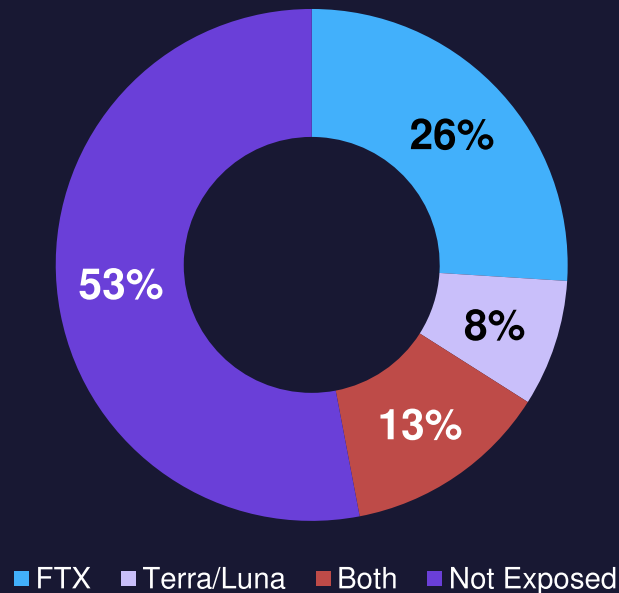


Illustrative Monthly Cost Savings From Strong Vendor Relationships				
Service	30D Volume/AUM (\$MM)	Typical Fee Structure	HD Fee Structure	HD Cost Savings
Prime Brokerage <sup>1</sup>	\$ 650	0.09%	0.01%	\$ 590,000
Custody	\$ 67	0.50%	0.15%	\$ 234,500
Total Illustrative Monthly Cost Savings				\$ 827,500

# Counterparty Risk Management

- Hyperion is committed to the protection of client assets, ensuring a diversified approach across partners and upholding redundancies as needed. Hyperion's banking redundancies helped them avoid any issues during the Silvergate and First Republic issues in early 2023.
- The firm utilizes a variety of methods to assess the viability and security of counterparties, an approach that enabled the Fund to largely sidestep the counterparty debacles of 2022.
- It is noted that around 39% of crypto hedge funds were exposed to FTX. In the aftermath of its collapse, approximately 50% of these funds ramped up their focus on risk management, monitoring, and custody/asset management practices. In this aspect, Hyperion Decimus had already taken proactive measures, positioning itself ahead of industry trends.

Hedge Fund Exposure To FTX & Terra/Luna



## Removing Single Points of Failure

### Trading

**12** Trusted Counterparties

### Custody

**4** Qualified Custodians

### Staking

**3** Institutional Providers

### Banking

**4** Banking Relationships

### Technology

**7** Technology & Cybersecurity Service Providers

# Infra Designed for Profitability and Performance

- Hyperion has custom built their in-house execution management system, providing deep visibility into high-level strategy decisions as well as low-level execution analysis. Its data can report exchange quality and liquidity, internal trade summaries, and execution behavior.
- Hyperion's in-house infrastructure and industry relationships have resulted in cost savings compared to typical fee structures. Hyperion's total fees including management have never exceeded 2.5% due to its favorable cost structure and conservative approach to billing anything to the fund.

## Data Intelligence

- Hyperion's proprietary in-house data platform enables them to discern alpha where others may not, thanks to comprehensive on-chain data analysis, deep integration with exchanges, DeFi ratings, and smart contract assessments. The platform's access to order book level data across the entire market empowers them to rapidly adapt to emerging trends.
- They track data at both individual and aggregate levels, ensuring their analysis's depth and rigor bolster investor confidence in the firm's adherence to best practices.

## Custom Infrastructure

To enable trading, reconciliation and risk management across the Fund's ecosystem, HD developed custom:

- Portfolio Management System
- Risk Dashboard
- Back testing platform
- Order Management System
- Execution Management System

## Illustrative Monthly Cost Savings

Service	30D Volume/AUM (\$MM)	Typical Fee Structure	HD Fee Structure	HD Cost Savings
Node Rewards <sup>(1)</sup>	\$ 0.2	15.00%	9.00%	\$ 12,500
O/EMS	\$ 650	0.01%	0.00%	\$ 65,000
Total Cost Savings				\$ 77,500

Hyperion Decimus has built its own Execution Management System (EMS) and Order Management System (OMS), independent of external platforms for market data and trade execution. Top-tier execution providers usually charge rates starting at about 5 bps, decreasing to 1 bps based on volume. The in-house infrastructure minimizes complexity and intermediaries, reducing the risk of unexpected downtime. Direct integration with select exchanges and prime brokers offers additional benefits like credit/margin options and delayed settlement.

# Table of Contents

---

1 The Right Time to Allocate

---

2 Navigating Volatility

---

3 Hyperion Decimus

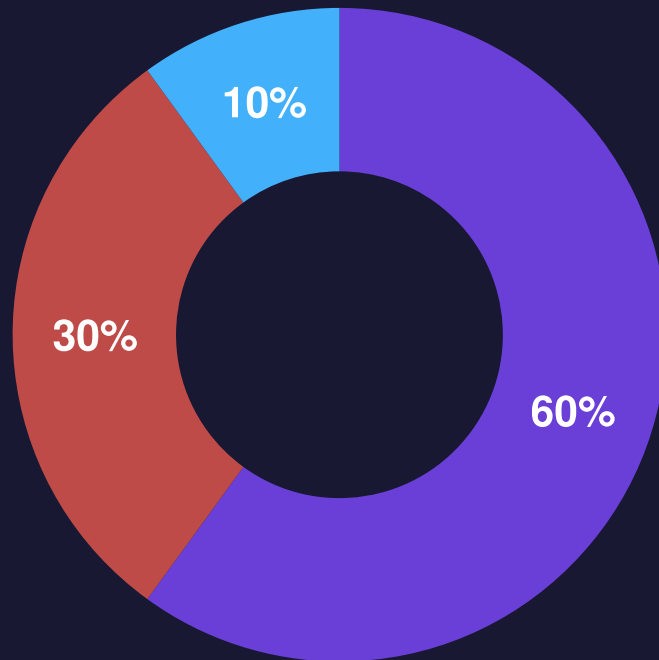
4 Libertas Strategy & Performance

5 Risks & Disclosures

# Libertas Fund Overview

- Hyperion's Libertas Fund is designed to be a high-alpha, risk-managed way to access the digital asset space. The Fund utilizes proprietary algorithmic trading and software systems to implement the strategy matrix. Libertas seeks to capitalize on qualitative theses using systematic tools.
- The Fund's trading constituents are composed of assets from the CCI 30, an index comprising the top 30 crypto assets by market capitalization, stablecoins excluded.

Libertas Strategy Allocation Matrix



■ Systematic / Quantitative ■ Fundamental, Long ■ Futures / Options

Finding Asymmetries Through:

Statistical Arbitrage / Long – Short / Market Neutral

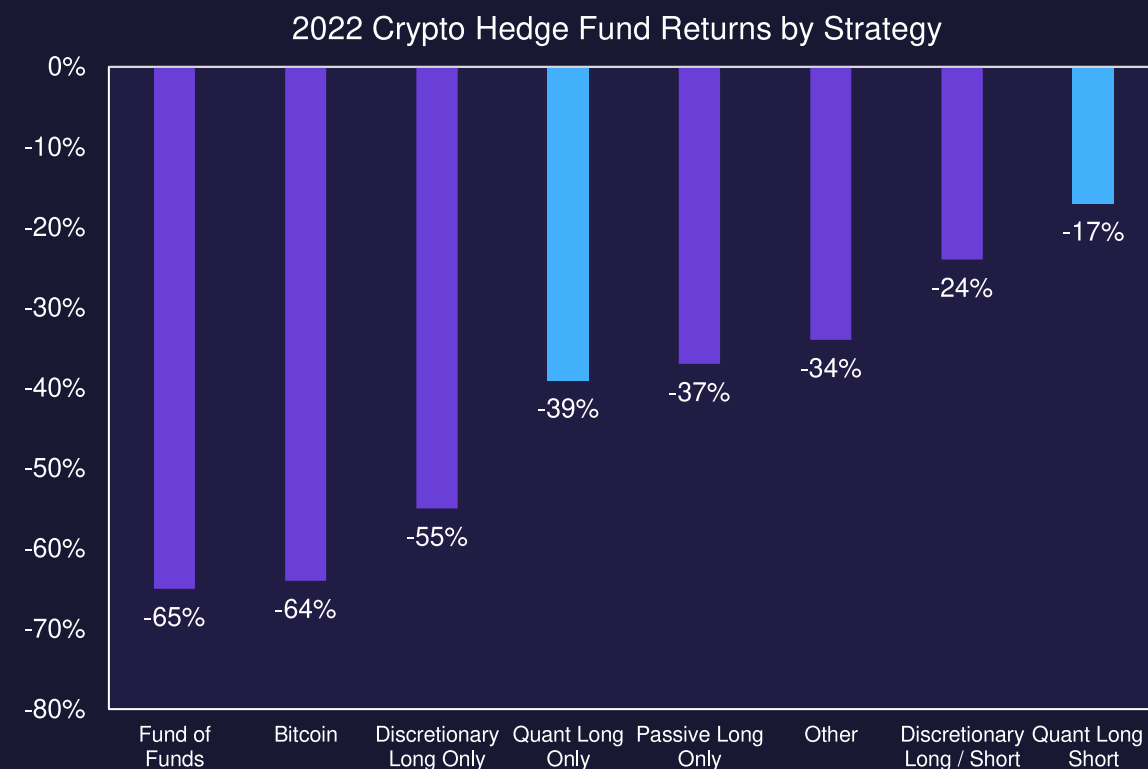
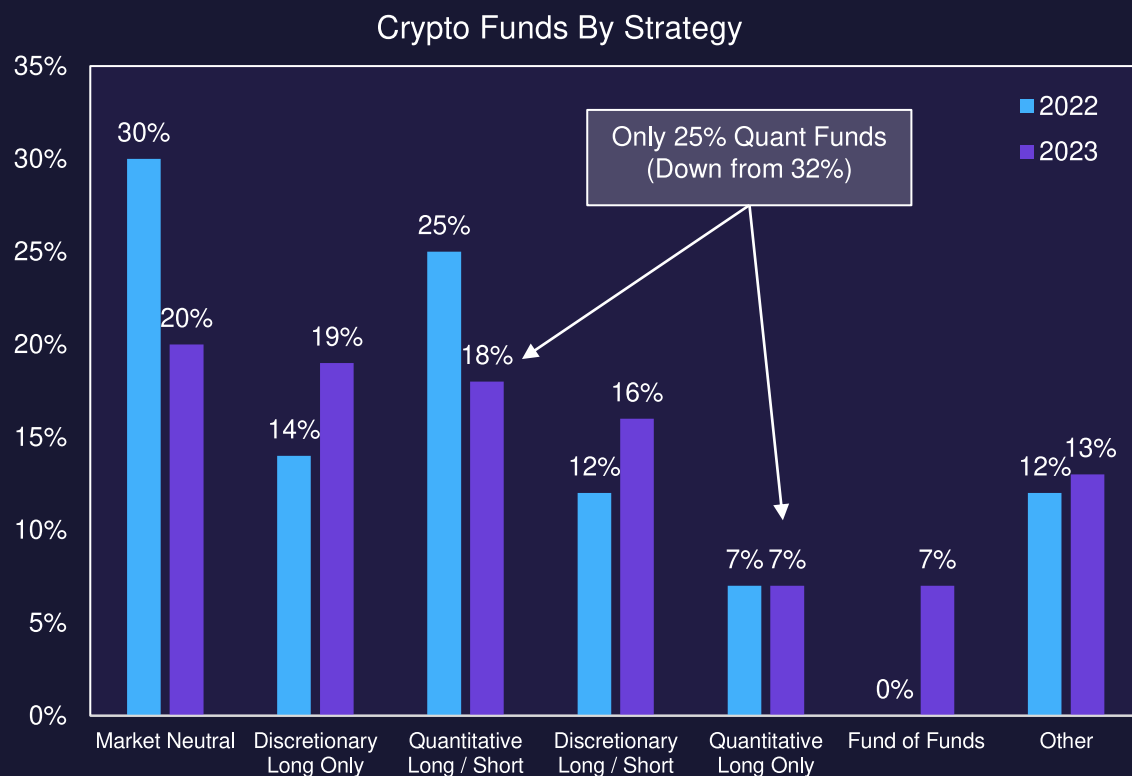
Market Making / Low Latency Trading

Futures and Options/ Hedging

Staking

# Multi-Strategy Systematic Approach

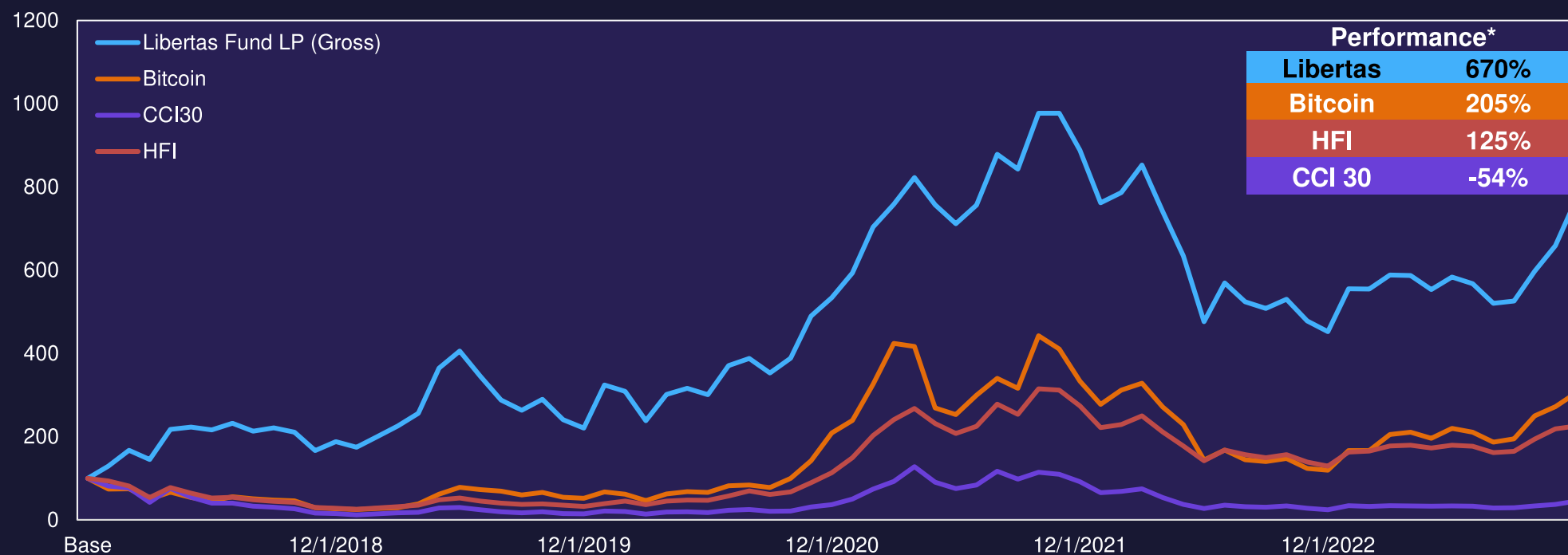
- Hyperion's multi-strategy systematic approach thrives on crypto's volatility and creates additional alpha compared to pure discretionary funds.
- Only about a quarter of crypto hedge funds use quantitative strategies in part due to the nuanced market structure of crypto. The volatility, maturation cycles, and abundance of on-chain data make crypto the perfect asset class for a systematic approach.
- Quantitative funds were the best performers of all fund strategies throughout 2022, outperforming Bitcoin by 47%.



# Compounding Performance

- Through strategy diversification and hedging, Libertas has delivered superior returns to Bitcoin, the CCI30, and the Eureka Crypto Hedge Fund Index since inception.
- The CCI30 is a rules-based index designed to objectively measure the overall growth, daily, and long-term movement of the blockchain sector. The CBOE Eureka Hedge Crypto Hedge Fund Index (HFI) is an equally weighted index of 11 constituent crypto funds.
- Since inception, Libertas has outperformed BTC in 39 of 72 months, or 54% of the time.

Libertas vs. Benchmarks (Indexed to 100)



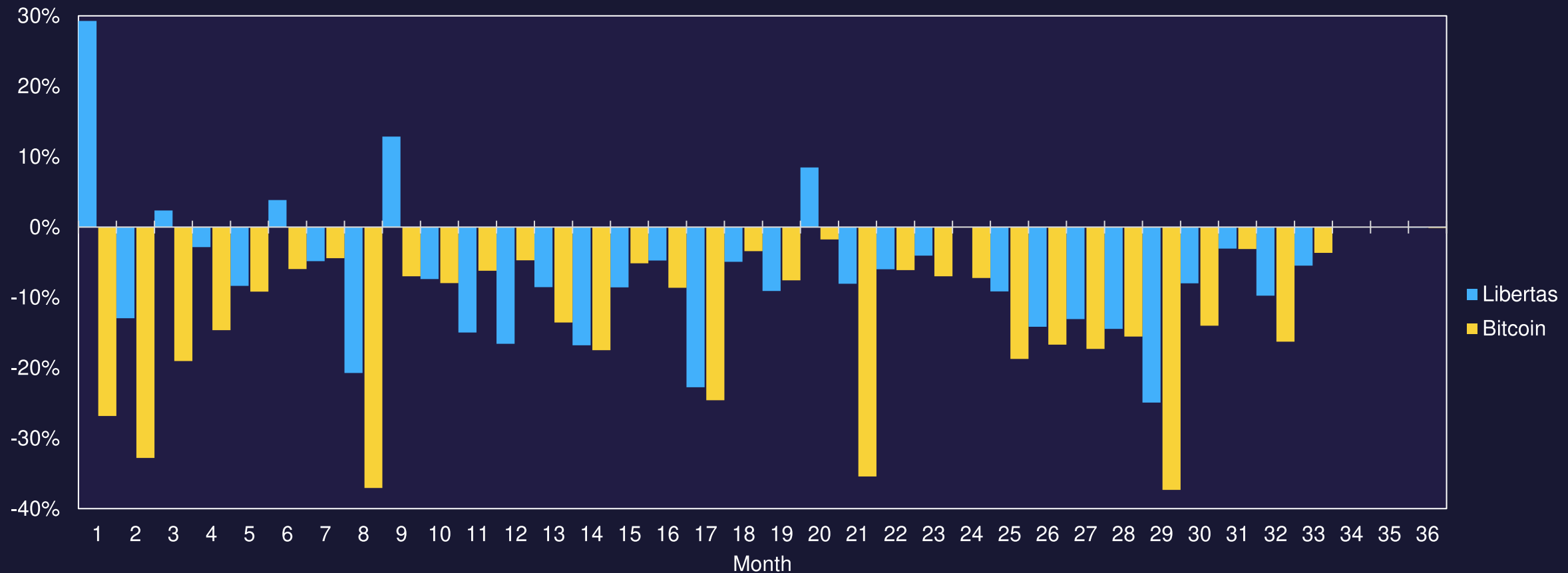
\*Returns from Jan 1<sup>st</sup> 2018 to Dec 31<sup>th</sup> 2023.



# Risk-Managed Performance

- Since 2018, Bitcoin has had a total of 36 negative months. Out of those 36 months, Libertas Fund has outperformed in 29 months (81%), representing Hyperion Decimus's superior risk management and protection of investor's capital.
- The Libertas Fund's largest monthly drawdown was 25% in June of 2022 during the 3AC collapse, compared to Bitcoin's 37% drop.

HD vs. BTC Negative Months



# Libertas Monthly Performance

<b>2023</b>	23-Jan	23-Feb	23-Mar	23-Apr	23-May	23-Jun	23-Jul	23-Aug	23-Sep	23-Oct	23-Nov	23-Dec	YTD
Libertas Fund LP (Gross)	22.9%	-0.1%	6.0%	-0.2%	-5.7%	5.5%	-2.8%	-8.3%	1.1%	13.6%	10.3%	16.8%	70.3%
Bitcoin	39.8%	0.0%	23.1%	2.7%	-7.0%	12.0%	-4.1%	-11.3%	4.0%	28.5%	8.8%	12.1%	155.8%
CCI30	37.8%	-4.3%	4.9%	-0.7%	-3.3%	2.5%	-0.8%	-14.6%	3.8%	12.9%	12.0%	22.0%	137.5%
Eurekahedge Crypto-Currency HFI	25.6%	1.6%	7.4%	1.1%	-3.9%	4.1%	-1.4%	-8.6%	1.7%	17.9%	12.6%	3.1%	76.5%
<b>2022</b>	22-Jan	22-Feb	22-Mar	22-Apr	22-May	22-Jun	22-Jul	22-Aug	22-Sep	22-Oct	22-Nov	22-Dec	2022
Libertas Fund LP (Gross)	-14.2%	3.2%	8.4%	-13.1%	-14.5%	-24.9%	19.7%	-8.0%	-3.1%	4.3%	-9.8%	-5.5%	-49.0%
Bitcoin	-16.7%	12.2%	5.4%	-17.3%	-15.6%	-37.3%	17.0%	-14.0%	-3.1%	5.5%	-16.3%	-3.7%	-64.2%
CCI30	-28.8%	5.3%	8.3%	-27.5%	-31.1%	-26.9%	31.3%	-10.6%	-3.8%	9.3%	-16.7%	-11.9%	-73.8%
Eurekahedge Crypto-Currency HFI	-19.0%	3.4%	9.0%	-15.5%	-16.0%	-19.9%	18.0%	-6.8%	-4.7%	5.3%	-11.6%	-6.8%	-52.7%
<b>2021</b>	21-Jan	21-Feb	21-Mar	21-Apr	21-May	21-Jun	21-Jul	21-Aug	21-Sep	21-Oct	21-Nov	21-Dec	2021
Libertas Fund LP (Gross)	11.2%	18.6%	7.8%	8.5%	-8.0%	-6.0%	6.3%	16.1%	-4.1%	15.9%	0.0%	-9.1%	66.2%
Bitcoin	14.4%	36.4%	30.1%	-1.8%	-35.4%	-6.1%	18.6%	13.4%	-7.0%	39.9%	-7.2%	-18.8%	59.7%
CCI30	35.9%	48.2%	25.1%	38.1%	-29.0%	-17.2%	11.7%	39.1%	-15.9%	16.6%	-4.4%	-16.2%	182.4%
Eurekahedge Crypto-Currency HFI	32.0%	35.9%	18.6%	11.2%	-13.5%	-10.4%	8.4%	23.7%	-8.9%	24.1%	-1.0%	-12.2%	142.3%
<b>2020</b>	20-Jan	20-Feb	20-Mar	20-Apr	20-May	20-Jun	20-Jul	20-Aug	20-Sep	20-Oct	20-Nov	20-Dec	2020
Libertas Fund LP (Gross)	47.2%	-4.8%	-22.8%	26.3%	5.0%	-4.9%	23.3%	4.6%	-9.1%	10.2%	25.9%	9.1%	142.4%
Bitcoin	29.9%	-8.6%	-24.9%	34.6%	9.6%	-3.4%	24.1%	2.7%	-7.5%	28.0%	42.8%	47.0%	302.3%
CCI30	46.7%	-4.8%	-29.8%	31.6%	4.3%	-9.2%	30.9%	8.1%	-18.0%	4.6%	45.3%	17.2%	199.5%
Eurekahedge Crypto-Currency HFI	19.4%	16.0%	-18.1%	21.8%	5.7%	-1.5%	23.4%	21.1%	-12.3%	10.1%	32.2%	26.8%	200.2%
<b>2019</b>	19-Jan	19-Feb	19-Mar	19-Apr	19-May	19-Jun	19-Jul	19-Aug	19-Sep	19-Oct	19-Nov	19-Dec	2019
Libertas Fund LP (Gross)	-7.4%	14.4%	12.9%	13.8%	42.3%	11.2%	-15.0%	-16.6%	-8.5%	10.0%	-16.8%	-8.6%	16.9%
Bitcoin	-7.3%	11.0%	7.5%	29.7%	60.9%	26.4%	-6.8%	-4.8%	-13.7%	10.5%	-17.6%	-4.6%	94.0%
CCI30	-16.9%	16.7%	15.4%	10.3%	55.3%	3.5%	-18.5%	-18.7%	-12.1%	14.1%	-21.5%	-6.6%	7.3%
Eurekahedge Crypto-Currency HFI	-8.6%	10.6%	12.6%	11.0%	36.7%	8.2%	-13.4%	-11.6%	-7.8%	3.3%	-8.3%	-7.5%	15.6%
<b>2018</b>	18-Jan	18-Feb	18-Mar	18-Apr	18-May	18-Jun	18-Jul	18-Aug	18-Sep	18-Oct	18-Nov	18-Dec	2018
Libertas Fund GP - Partner's Capital	29.3%	29.3%	-13.0%	49.7%	2.4%	-2.8%	7.4%	-8.4%	3.9%	-4.8%	-20.7%	12.9%	88.4%
Bitcoin	-25.9%	0.7%	-32.9%	33.3%	-18.9%	-14.7%	20.8%	-9.0%	-5.7%	-4.1%	-36.5%	-8.2%	-73.2%
CCI30	-18.6%	-6.3%	-44.9%	79.9%	-27.7%	-26.1%	0.3%	-18.5%	-6.8%	-11.7%	-39.2%	-9.4%	-85.9%
Eurekahedge Crypto-Currency HFI	-6.0%	-13.1%	-33.7%	43.8%	-17.2%	-18.4%	3.1%	-11.2%	-6.6%	-5.7%	-29.8%	-5.3%	-71.8%

# Libertas Fund Terms

<b>Use of Capital</b>	A thoughtful and risk managed way to access exposure to liquid digital assets, with a multi-cycle track record.
<b>Minimum Investment</b>	\$250,000
<b>AUM</b>	\$67 Million
<b>Liquidity</b>	6-Month Lockup, Quarterly Redemptions with 45-Day Notice
<b>Hurdle Rate</b>	10%
<b>Management Fee</b>	2%
<b>Annual Incentive Fee</b>	25%
<b>Reporting</b>	Monthly Performance

## Service Providers



Custodians



Counsel



Auditor



Administrator



Futures Broker

# Table of Contents

---

1 The Right Time to Allocate

---

2 Navigating Volatility

---

3 Hyperion Decimus

---

4 Libertas Strategy & Performance

---

5 Risks & Disclosures

# Risks

## Execution Risk

- Past performance is not indicative of future returns. Hyperion Decimus will need to continue improving its trading algorithms, software systems, and displaying diligent risk management,

## Macroeconomic Risk

- Crypto assets are still considered high-risk, and investment performance is strongly correlated to the macroeconomic backdrop. Global inflation and geopolitical conflict continue to weigh on the macro economy. Although the mentioned factors may be improving, potential deterioration can adversely affect risk assets.

## Regulatory Risk

- Shifts in government policy or regulatory agency stance could negatively impact crypto assets, particularly smaller market cap assets. For example, new regulatory guidance from the Securities and Exchange Commission (SEC) around the securities classification of crypto assets could force some assets to be registered as securities, which could further impact how and where crypto assets are traded.

## Technological Risk

- There still exists sizeable technological risks in many early-stage crypto projects. While diversification limits the impact of any isolated exploit, this remains a risk incurred by investors.

# Disclosures

This research is for the clients of Fundstrat only. For important disclosures and rating histories regarding sectors or companies that are the subject of this report, please contact your sales representative or Fundstrat at 150 East 52nd Street, New York, NY, 10022 USA.

## Analyst Certification (Reg AC)

Sean Farrell, the research analyst denoted by an “AC” on the cover of this report, hereby certifies that all of the views expressed in this report accurately reflect my personal views, which have not been influenced by considerations of the firm's business or client relationships.

Neither I (Sean Farrell), nor a member of my household is an officer, director, or advisory board member of the issuer(s) or has another significant affiliation with the issuer(s) that is/are the subject of this research report. There is a possibility that we will from time to time have long or short positions in and buy or sell, the securities or derivatives, if any, referred to in this research.

## Conflicts of Interest

This research contains the views, opinions, and recommendations of Fundstrat. This report is intended for research and educational purposes. Hyperion Decimus, LLC is a client of Fundstrat and receives Fundstrat's published research reports. Hyperion Decimus, LLC has commissioned/paid for this specific research project and has permissions to distribute. This report is intended for research and educational purposes.

## Analyst Industry/Sector Views

Positive (+): The analyst expects the performance of his industry/sector coverage universe over the next 6-18 months to be attractive vs. the relevant broad market benchmark, being the S&P 500 for North America.

Neutral (N): The analyst expects the performance of his or her industry/sector coverage universe over the next 6-18 months to be in line with the relevant broad market benchmark, being the S&P 500 for North America.

Negative (-): The analyst expects his or her industry coverage universe over the next 6-18 months to underperform vs. the relevant broad market benchmark, being the S&P 500 for North America.

## General Disclosures

Fundstrat is an independent research company and is not a registered investment advisor and is not acting as a broker dealer under any federal or state securities laws. Fundstrat is a member of IRC Securities' Research Prime Services Platform. IRC Securities is a FINRA registered broker-dealer that is focused on supporting the independent research industry. Certain personnel of Fundstrat (i.e. Research Analysts) are registered representatives of IRC Securities, a FINRA member firm registered as a broker-dealer with the Securities and Exchange Commission and certain state securities regulators. As registered representatives and independent contractors of IRC Securities, such personnel June receive commissions paid to or shared with IRC Securities for transactions placed by Fundstrat clients directly with IRC Securities or with securities firms that June share commissions with IRC Securities in accordance with applicable SEC and FINRA requirements. IRC Securities does not distribute the research of Fundstrat, which is available to select institutional clients that have engaged Fundstrat.

As registered representatives of IRC Securities our analysts must follow IRC Securities' Written Supervisory Procedures. Notable compliance policies include (1) prohibition of insider trading or the facilitation thereof, (2) maintaining client confidentiality, (3) archival of electronic communications, and (4) appropriate use of electronic communications, amongst other compliance related policies.

Fundstrat does not have the same conflicts that traditional sell-side research organizations have because Fundstrat (1) does not conduct any investment banking activities and (2) does not manage any investment funds.

This research is for the clients of Fundstrat only. Additional information is available upon request. Information has been obtained from sources believed to be reliable but Fundstrat does not warrant its completeness or accuracy except with respect to any disclosures relative to Fundstrat and the analyst's involvement (if any) with any of the subject companies of the research. All pricing is as of the market close for the securities discussed, unless otherwise stated. Opinions and estimates constitute our judgment as of the date of this material and are subject to change without notice. Past performance is not indicative of future results. This material is not intended as an offer or solicitation for the purchase or sale of any financial instrument. The opinions and recommendations herein do not take into account individual client circumstances, risk tolerance, objectives, or needs and are not intended as recommendations of particular securities, financial instruments or strategies. The recipient of this report must make its own independent decision regarding any securities or financial instruments mentioned herein. Except in circumstances where Fundstrat expressly agrees otherwise in writing, Fundstrat is not acting as a municipal advisor and the opinions or views contained herein are not intended to be, and do not constitute, advice, including within the meaning of Section 15B of the Securities Exchange Act of 1934. All research reports are disseminated and available to all clients simultaneously through electronic publication to our internal client website, Fundstrat.com. Not all research content is redistributed to our clients or made available to third-party aggregators or the media. Please contact your sales representative if you would like to receive any of our research publications.

Copyright 2024 Fundstrat Global Advisors LLC. All rights reserved. No part of this material may be reprinted, sold or redistributed without the prior written consent of Fundstrat Global Advisors LLC.