

# FSInsight Daily Earnings Update

## S&P 500 1Q21 Earnings Analysis

### #1: S&P 500 Earnings Analysis

**1Q21 S&P 500 Earnings**  
As of 03/31/21  
Current: **\$442.5**  
Change: **+1.2%**

**Figure: S&P 500 1Q21 Reported Earnings**  
Return on Equity based on a constant basis

Industry	% of S&P 500	% Change	% of S&P 500	% of S&P 500	Return on Equity	% Change
Technology	27%	+1%	27%	27%	42%	+1%
Healthcare	13%	+1%	13%	13%	21%	+1%
Consumer Discretionary	12%	+1%	12%	12%	18%	+1%
Financials	11%	+1%	11%	11%	15%	+1%
Industrials	10%	+1%	10%	10%	14%	+1%
Consumer Staples	9%	+1%	9%	9%	13%	+1%
Energy	8%	+1%	8%	8%	12%	+1%
Telecommunications	7%	+1%	7%	7%	11%	+1%
Real Estate	6%	+1%	6%	6%	10%	+1%
Utilities	5%	+1%	5%	5%	9%	+1%

Blended YTD growth includes actuals for companies that have reported, and estimates for companies that have yet to report.

**Figure: 1Q21 YTD Earnings Growth**  
Return on Equity based on a constant basis

Industry	Actual	Blended	Blended
	1Q21	YTD	1Q21
Technology	42%	37%	39%
Healthcare	21%	18%	19%
Consumer Discretionary	18%	15%	16%
Financials	15%	12%	13%
Industrials	14%	11%	12%
Consumer Staples	13%	10%	11%
Energy	12%	9%	10%
Telecommunications	11%	8%	9%
Real Estate	10%	7%	8%
Utilities	9%	6%	7%

## S&P 500 1Q21 Sales Analysis

### #2: S&P 500 Sales Analysis

**Figure: S&P 500 1Q21 Reported Sales**  
Return on Equity based on a constant basis

Industry	% of S&P 500	% Change	% of S&P 500	% of S&P 500	Return on Equity	% Change
Technology	27%	+1%	27%	27%	42%	+1%
Healthcare	13%	+1%	13%	13%	21%	+1%
Consumer Discretionary	12%	+1%	12%	12%	18%	+1%
Financials	11%	+1%	11%	11%	15%	+1%
Industrials	10%	+1%	10%	10%	14%	+1%
Consumer Staples	9%	+1%	9%	9%	13%	+1%
Energy	8%	+1%	8%	8%	12%	+1%
Telecommunications	7%	+1%	7%	7%	11%	+1%
Real Estate	6%	+1%	6%	6%	10%	+1%
Utilities	5%	+1%	5%	5%	9%	+1%

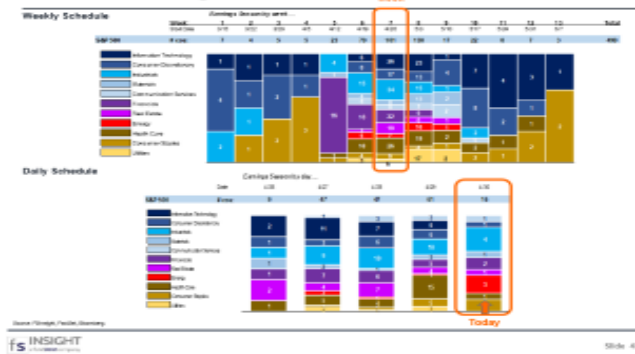
Blended YTD growth includes actuals for companies that have reported, and estimates for companies that have yet to report.

**Figure: 1Q21 YTD Sales Growth**  
Return on Equity based on a constant basis

Industry	Actual	Blended	Blended
	1Q21	YTD	1Q21
Technology	42%	37%	39%
Healthcare	21%	18%	19%
Consumer Discretionary	18%	15%	16%
Financials	15%	12%	13%
Industrials	14%	11%	12%
Consumer Staples	13%	10%	11%
Energy	12%	9%	10%
Telecommunications	11%	8%	9%
Real Estate	10%	7%	8%
Utilities	9%	6%	7%

## S&P 500 Earnings Calendar

### #3: S&P 500 Earnings Calendar



## Today's Earnings

### #4: Today's earnings

**Earnings Today**

Ticker	Company Name	EPS	EPS Change	EPS	EPS	EPS	EPS	EPS	EPS	EPS	EPS	EPS	EPS	EPS	EPS	EPS	EPS	EPS	EPS
AMZN	Amazon.com Inc	1.12	+0.02	1.10	1.12	1.10	1.12	1.10	1.12	1.10	1.12	1.10	1.12	1.10	1.12	1.10	1.12	1.10	1.12
GOOGL	Alphabet Inc Class A	1.12	+0.02	1.10	1.12	1.10	1.12	1.10	1.12	1.10	1.12	1.10	1.12	1.10	1.12	1.10	1.12	1.10	1.12
MSFT	Microsoft Corp	1.12	+0.02	1.10	1.12	1.10	1.12	1.10	1.12	1.10	1.12	1.10	1.12	1.10	1.12	1.10	1.12	1.10	1.12
FB	Facebook Inc	1.12	+0.02	1.10	1.12	1.10	1.12	1.10	1.12	1.10	1.12	1.10	1.12	1.10	1.12	1.10	1.12	1.10	1.12
ADBE	Adobe Inc	1.12	+0.02	1.10	1.12	1.10	1.12	1.10	1.12	1.10	1.12	1.10	1.12	1.10	1.12	1.10	1.12	1.10	1.12
CRM	Salesforce Inc	1.12	+0.02	1.10	1.12	1.10	1.12	1.10	1.12	1.10	1.12	1.10	1.12	1.10	1.12	1.10	1.12	1.10	1.12
ORCL	Oracle Corp	1.12	+0.02	1.10	1.12	1.10	1.12	1.10	1.12	1.10	1.12	1.10	1.12	1.10	1.12	1.10	1.12	1.10	1.12
IBM	International Business Machines Corp	1.12	+0.02	1.10	1.12	1.10	1.12	1.10	1.12	1.10	1.12	1.10	1.12	1.10	1.12	1.10	1.12	1.10	1.12
WAT	Waters Corp	1.12	+0.02	1.10	1.12	1.10	1.12	1.10	1.12	1.10	1.12	1.10	1.12	1.10	1.12	1.10	1.12	1.10	1.12
QCOM	Qualcomm Inc	1.12	+0.02	1.10	1.12	1.10	1.12	1.10	1.12	1.10	1.12	1.10	1.12	1.10	1.12	1.10	1.12	1.10	1.12
AVGO	Broadcom Inc	1.12	+0.02	1.10	1.12	1.10	1.12	1.10	1.12	1.10	1.12	1.10	1.12	1.10	1.12	1.10	1.12	1.10	1.12
TXN	Texas Instruments Inc	1.12	+0.02	1.10	1.12	1.10	1.12	1.10	1.12	1.10	1.12	1.10	1.12	1.10	1.12	1.10	1.12	1.10	1.12
ADI	Analog Devices Inc	1.12	+0.02	1.10	1.12	1.10	1.12	1.10	1.12	1.10	1.12	1.10	1.12	1.10	1.12	1.10	1.12	1.10	1.12
MRVL	Mellanox Technologies Inc	1.12	+0.02	1.10	1.12	1.10	1.12	1.10	1.12	1.10	1.12	1.10	1.12	1.10	1.12	1.10	1.12	1.10	1.12
PLTR	Palantir Technologies Inc	1.12	+0.02	1.10	1.12	1.10	1.12	1.10	1.12	1.10	1.12	1.10	1.12	1.10	1.12	1.10	1.12	1.10	1.12
NET	Cloudflare Inc	1.12	+0.02	1.10	1.12	1.10	1.12	1.10	1.12	1.10	1.12	1.10	1.12	1.10	1.12	1.10	1.12	1.10	1.12
DOCSIS	DocuSign Inc	1.12	+0.02	1.10	1.12	1.10	1.12	1.10	1.12	1.10	1.12	1.10	1.12	1.10	1.12	1.10	1.12	1.10	1.12
NET	Cloudflare Inc	1.12	+0.02	1.10	1.12	1.10	1.12	1.10	1.12	1.10	1.12	1.10	1.12	1.10	1.12	1.10	1.12	1.10	1.12
NET	Cloudflare Inc	1.12	+0.02	1.10	1.12	1.10	1.12	1.10	1.12	1.10	1.12	1.10	1.12	1.10	1.12	1.10	1.12	1.10	1.12
NET	Cloudflare Inc	1.12	+0.02	1.10	1.12	1.10	1.12	1.10	1.12	1.10	1.12	1.10	1.12	1.10	1.12	1.10	1.12	1.10	1.12

# #1: S&P 500 Earnings Analysis

1Q21 Street Consensus EPS	
As of 3/31/21	\$39.57
Current	\$44.26
% change	11.9%

Blended Y/Y growth includes actuals for companies that have reported, and estimates for companies that have yet to report.

**Figure: S&P 500 1Q21 Reported Earnings**

Bottom-up based on constituents

Sector name	# cos reported	% cos reported	1Q21 Earnings results relative to consensus (bottom up)			Relative return since 3/31/21
			% cos beating	% cos missing	Surprise (%)	
S&P 500 (absolute)	279 / 500	56%	87%	15%	23.2%	6.0%
Cyclicals	138 / 260	53%	91%	13%	21.8%	0.7%
Near-Cyclicals	79 / 117	68%	86%	16%	43.4%	0.7%
Defensives	62 / 123	50%	82%	19%	8.2%	(2.6%)
Technology	35 / 74	47%	94%	6%	20.6%	0.7%
Consumer Discretionary	30 / 62	48%	93%	17%	14.2%	0.8%
Industrials	50 / 74	68%	88%	16%	17.0%	-1.8%
Basic Materials	12 / 28	43%	83%	17%	6.8%	0.5%
Communication Services	11 / 22	50%	91%	9%	30.5%	2.6%
Financials	51 / 65	78%	90%	14%	48.1%	1.4%
Real Estate	19 / 29	66%	84%	16%	4.3%	1.5%
Energy	9 / 23	39%	67%	33%	53.7%	-2.7%
Healthcare	36 / 63	57%	81%	19%	6.5%	-1.8%
Consumer Staples	17 / 32	53%	82%	24%	10.8%	-4.0%
Utilities	9 / 28	32%	89%	11%	15.5%	-2.6%

Source: FSInsight, FactSet, Bloomberg.

Note: "Surprise %" is a weighted average based on fiscal quarter actual results vs. estimated results. The date used for estimates is 30 calendar days prior to each company's report date. The earnings results of REITs are based on Funds from Operations (FFO).

**Figure: 1Q21 Y/Y Earnings Growth**

Bottom-up based on constituents

Sector name	1Q21 Y/Y Earnings growth		
	Actual (cos that reported)	Estimates (cos yet to report)	Blend of actuals & estimates
S&P 500 (absolute)	52.3%	13.2%	39.4%
Cyclicals	43.6%	27.3%	39.1%
Near-Cyclicals	131.6%	-3.6%	80.5%
Defensives	20.6%	6.9%	15.4%
Technology	45.0%	21.6%	37.7%
Consumer Discretionary	60.7%	127.3%	80.6%
Industrials	-11.4%	22.6%	-2.8%
Basic Materials	103.0%	17.7%	51.6%
Communication Services	61.6%	-10.9%	50.5%
Financials	162.9%	3.8%	114.7%
Real Estate	13.3%	-37.1%	-3.5%
Energy	9.2%	-3.0%	-0.4%
Healthcare	24.4%	20.2%	23.0%
Consumer Staples	9.6%	0.1%	6.1%
Utilities	25.5%	-18.1%	-2.9%

Source: FSInsight, FactSet, Bloomberg.

Note: to adjust for fiscal quarter-end differences, the Y/Y growth calculation is based on calendarized Net Income. Y/Y growth is weighted based on Net Income. The Y/Y growth of REIT earnings is based on Funds from Operations (FFO).

## #2: S&P 500 Sales Analysis

Blended Y/Y growth includes actuals for companies that have reported, and estimates for companies that have yet to report.

**Figure: S&P 500 1Q21 Reported Sales**

Bottom-up based on constituents

Sector name	# cos reported	% cos reported	1Q21 Sales results relative to consensus (bottom up)		Surprise (%)	Relative return since 3/31/21
			% cos beating	% cos missing		
S&P 500 (absolute)	287 / 500	57%	76%	24%	4.1%	6.0%
Cyclicals	143 / 260	55%	78%	22%	4.3%	0.7%
Near-Cyclicals	81 / 117	69%	77%	23%	8.6%	0.7%
Defensives	63 / 123	51%	70%	30%	0.8%	-2.6%
Technology	35 / 74	47%	94%	6%	7.5%	0.7%
Consumer Discretionary	33 / 62	53%	64%	36%	2.4%	0.8%
Industrials	52 / 74	70%	73%	27%	3.4%	-1.8%
Basic Materials	12 / 28	43%	75%	25%	2.3%	0.5%
Communication Services	11 / 22	50%	100%	0%	4.7%	2.6%
Financials	53 / 65	82%	83%	17%	8.1%	1.4%
Real Estate	19 / 29	66%	63%	37%	1.0%	1.5%
Energy	9 / 23	39%	67%	33%	14.9%	-2.7%
Healthcare	36 / 63	57%	67%	33%	0.6%	-1.8%
Consumer Staples	18 / 32	56%	78%	22%	0.4%	-4.0%
Utilities	9 / 28	32%	67%	33%	3.9%	-2.6%

Source: FSInsight, FactSet, Bloomberg.

Note: "Surprise %" is a weighted average based on fiscal quarter actual results vs. estimated results. The date used for estimates is 30 calendar days prior to each company's report date.

**Figure: 1Q21 Y/Y Sales Growth**

Bottom-up based on constituents

Sector name	1Q21 Y/Y Sales growth		
	Actual (cos that reported)	Estimates (cos yet to report)	Blend of actuals & estimates
S&P 500 (absolute)	11.7%	5.5%	8.9%
Cyclicals	14.3%	9.8%	12.8%
Near-Cyclicals	7.5%	1.0%	4.4%
Defensives	9.4%	4.6%	6.6%
Technology	24.7%	12.0%	20.4%
Consumer Discretionary	22.0%	11.1%	17.2%
Industrials	-2.3%	6.8%	-0.5%
Basic Materials	16.0%	6.0%	11.0%
Communication Services	16.2%	8.9%	14.3%
Financials	10.4%	3.7%	8.1%
Real Estate	2.9%	-5.1%	0.5%
Energy	-5.5%	-0.7%	-1.9%
Healthcare	12.3%	7.0%	9.5%
Consumer Staples	3.6%	2.1%	2.6%
Utilities	9.4%	3.0%	5.3%

Source: FSInsight, FactSet, Bloomberg.

Note: to adjust for fiscal quarter-end differences, the Y/Y growth calculation is based on calendarized Sales. Y/Y growth is weighted based on Sales.

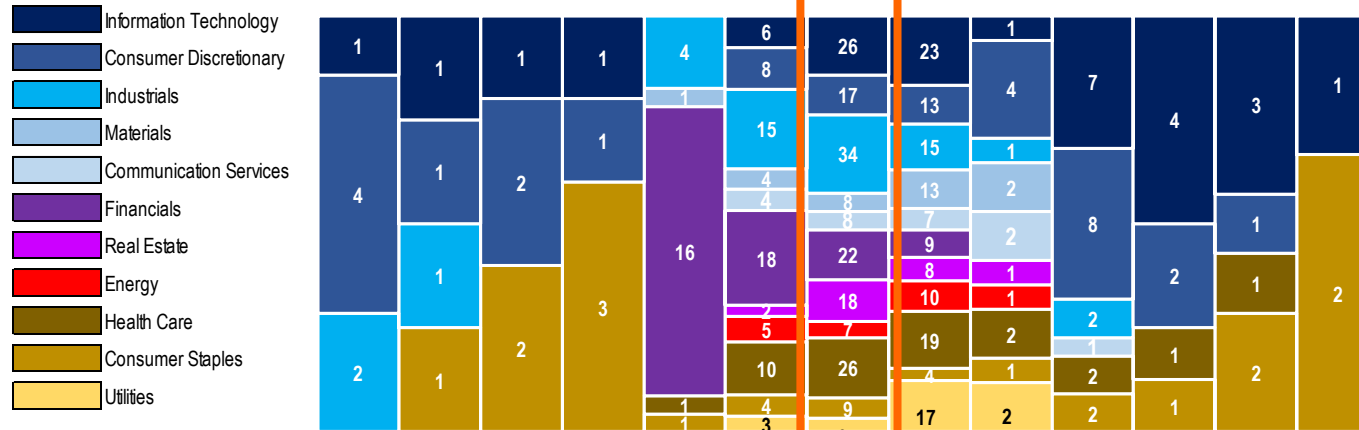
# #3: S&P 500 Earnings Calendar

This week

## Weekly Schedule

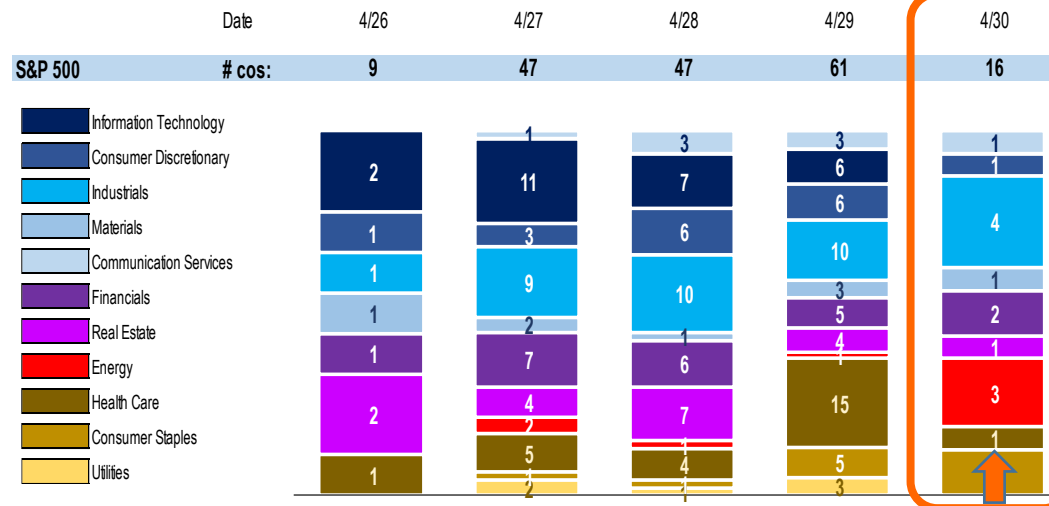
Earnings Season by week....

Week:	1	2	3	4	5	6	7	8	9	10	11	12	13	Total
Start Date	3/15	3/22	3/29	4/5	4/12	4/19	4/26	5/3	5/10	5/17	5/24	5/31	6/7	
<b>S&amp;P 500 # cos:</b>	7	4	5	5	23	79	181	138	17	22	8	7	3	499



## Daily Schedule

Earnings Season by day....



Today

Source: FSInsight, FactSet, Bloomberg.

## Sorted industry peer surprise

# #4: Today's earnings

GICS peer group summary

Earnings

Sales

Earnings Today							# of peers reported		%		Earnings		Sales	
Ticker	Name	GICS 3 Industry	Time	Call Number	Sales (Est.)	EPS (Est.)					Avg. surprise	Surprise Range	% beating	Avg. surprise
1 ITW	Illinois Tool Works Inc	Machinery	10:00 AM	-201-01682)	\$3,438	\$1.90	12 / 16	100.0%	18.9%	51.8% to 2.3%	83.3%	5.2%	11.9% to (1.3%)	
2 JCI	Johnson Controls International	Building Products	08:30 AM	888-324-9610	\$5,594	\$0.49	5 / 7	100.0%	23.6%	33.8% to 4.8%	80.0%	6.5%	8.6% to (0.5%)	
3 CBOE	Cboe Global Markets Inc	Capital Markets	08:30 AM	877-255-4310	\$354	\$1.40	18 / 20	88.9%	22.7%	141.0% to (6.9%)	100.0%	8.7%	62.4% to 0.4%	
4 WY	Weyerhaeuser Co	Equity Real Estate Investme	10:00 AM	377-407-0790	\$2,566		18 / 28	83.3%	3.1%	10.8% to (6.7%)	61.1%	0.6%	5.5% to (9.4%)	
5 LYB	Lyondellbasell Industries Nv	Chemicals	11:00 AM	800-475-8400	\$8,991	\$2.59	6 / 16	83.3%	15.7%	29.1% to (5.6%)	83.3%	4.3%	7.7% to (0.4%)	
6 CHTR	Charter Communications Inc	Media	08:30 AM	366-919-0890	\$12,499	\$4.25	5 / 9	80.0%	36.6%	182.4% to (69.0%)	100.0%	2.5%	5.1% to 0.1%	
7 NWL	Newell Brands Inc	Household Durables	10:00 AM	300-353-6460	\$2,065	\$0.13	7 / 9	71.4%	27.8%	87.5% to (7.2%)	71.4%	4.1%	16.0% to (5.9%)	
8 LHX	L3Harris Technologies Inc	Aerospace & Defense	08:30 AM	377-407-6180	\$4,554	\$2.96	7 / 11	71.4%	14.0%	44.1% to (13.9%)	57.1%	2.2%	7.8% to (3.9%)	
9 CL	Colgate-Palmolive Co	Household Products	08:30 AM	N/A	\$4,264	\$0.79	3 / 5	66.7%	(0.2%)	5.2% to (7.9%)	66.7%	(0.9%)	2.1% to (5.3%)	
10 CLX	Clorox Co/The	Household Products	01:30 PM	366) 602-679	\$1,858	\$1.48	3 / 5	66.7%	(0.2%)	5.2% to (7.9%)	66.7%	(0.9%)	2.1% to (5.3%)	
11 AON	Aon Plc	Insurance	08:30 AM	366-803-2140	\$3,348	\$4.05	13 / 22	61.5%	4.6%	28.2% to (54.5%)	84.6%	3.1%	10.3% to (16.0%)	
12 ABBV	Abbvie Inc	Biotechnology	09:00 AM	N/A	\$12,768	\$2.81	5 / 8	60.0%	1.6%	10.0% to (8.7%)	40.0%	(1.3%)	3.9% to (6.3%)	
13 XOM	Exxon Mobil Corp	Oil, Gas & Consumable Fu	09:30 AM	388-596-2590	\$56,381	\$0.60	5 / 19	60.0%	129.4%	627.1% to (145.2%)	80.0%	25.9%	73.0% to (5.2%)	
14 CVX	Chevron Corp	Oil, Gas & Consumable Fu	11:00 AM	388-220-8440	\$32,542	\$0.89	5 / 19	60.0%	129.4%	627.1% to (145.2%)	80.0%	25.9%	73.0% to (5.2%)	
15 PSX	Phillips 66	Oil, Gas & Consumable Fu	12:00 PM	N/A	\$18,566	(\$1.40)	5 / 19	60.0%	129.4%	627.1% to (145.2%)	80.0%	25.9%	73.0% to (5.2%)	
16 GWW	Ww Grainger Inc	Trading Companies & Distr	11:00 AM	377) 407-828	\$3,050	\$4.32	2 / 3	50.0%	7.3%	14.7% to (0.0%)	50.0%	1.4%	3.8% to (0.9%)	

Source: FSInsight, FactSet, Bloomberg.

# #5: SALES BEATS over the last week

Sorted by

Figure: Companies beating top-line estimates

Sorted based on magnitude of sales beat

Surprise magnitude <sup>(1)</sup>										Surprise magnitude <sup>(1)</sup>									
Ticker	Company name	Sub-industry group name	Mkt cap (\$M)	Report date	Sales	EBIT margin	EPS	Relative perf since report	Ticker	Company name	Sub-industry group name	Mkt cap (\$M)	Report date	Sales	EBIT margin	EPS	Relative perf since report		
1	SO	Southern Company	Electric Utilities	\$68,849	4/29/21	46.7%	-719 bp	19.5%	0.0%	36	CARR	Carrier Global Corp.	Building Products	\$38,379	4/29/21	8.1%	122 bp	30.8%	0.0%
2	POOL	Pool Corporation	Distributors	\$16,924	4/22/21	28.7%	467 bp	102.1%	0.8%	37	NOC	Northrop Grumman Corporation	Aerospace & Defense	\$56,694	4/29/21	7.8%	2071 bp	20.8%	0.0%
3	SIVB	SVB Financial Group	Regional Banks	\$31,317	4/22/21	26.3%		74.1%	9.9%	38	AVY	Avery Dennison Corporation	Paper Packaging	\$17,827	4/28/21	7.8%	118 bp	21.4%	0.9%
4	HES	Hess Corporation	Oil & Gas Exploration & Production	\$23,668	4/28/21	25.5%	1262 bp	627.1%	0.4%	39	DOW	Dow, Inc.	Commodity Chemicals	\$47,852	4/22/21	7.7%	155 bp	29.1%	3.3%
5	OKE	ONEOK, Inc.	Oil & Gas Storage & Transportation	\$23,435	4/27/21	21.6%	-31 bp	15.3%	2.8%	40	IQV	IQVIA Holdings Inc	Life Sciences Tools & Services	\$45,127	4/22/21	7.7%	89 bp	17.8%	2.4%
6	ILMN	Illumina, Inc.	Life Sciences Tools & Services	\$58,383	4/27/21	18.4%	-578 bp	53.5%	-3.9%	41	ALLE	Allegion PLC	Building Products	\$12,347	4/22/21	7.6%	105 bp	17.7%	-0.6%
7	XEL	Xcel Energy Inc.	Electric Utilities	\$37,967	4/29/21	18.0%	-231 bp	10.8%	0.0%	42	TXN	Texas Instruments Incorporated	Semiconductors	\$171,513	4/27/21	7.5%	271 bp	18.8%	-2.9%
8	ADM	Archer-Daniels-Midland Company	Agricultural Products	\$35,498	4/27/21	17.1%	28 bp	36.9%	2.2%	43	LKQ	LKQ Corporation	Distributors	\$14,150	4/29/21	7.2%	-1 bp	49.7%	0.0%
9	AAPL	Apple Inc.	Technology Hardware & Peripherals	\$2,240,876	4/28/21	16.9%	266 bp	42.7%	-0.8%	44	DTE	DTE Energy Company	Multi-Utilities	\$27,037	4/27/21	7.2%	-79 bp	19.3%	1.8%
10	GRMN	Garmin Ltd.	Consumer Electronics	\$26,647	4/28/21	16.0%	351 bp	30.9%	0.3%	45	SWK	Stanley Black & Decker, Inc.	Industrial Machinery	\$33,734	4/28/21	7.1%	248 bp	25.1%	0.7%
11	VLO	Valero Energy Corporation	Oil & Gas Refining & Marketing	\$30,600	4/22/21	14.6%	-161 bp	-145.2%	7.5%	46	AJG	Arthur J. Gallagher & Co.	Insurance Brokers	\$27,472	4/29/21	6.4%		9.8%	0.0%
12	TSCO	Tractor Supply Company	Specialty Stores	\$22,136	4/22/21	14.6%	212 bp	63.4%	-0.6%	47	LH	Laboratory Corporation of America	Health Care Services	\$26,070	4/29/21	6.3%	-29 bp	18.8%	0.0%
13	MCO	Moody's Corporation	Financial Exchanges & Services	\$61,750	4/28/21	14.5%		52.4%	2.4%	48	MGM	MGM Resorts International	Casinos & Gaming	\$20,008	4/28/21	6.2%	-67 bp	20.0%	-4.5%
14	HBAN	Huntington Bancshares Incorporated	Regional Banks	\$15,847	4/22/21	12.2%		54.6%	5.3%	49	MMC	Marsh & McLennan Companies, Inc.	Insurance Brokers	\$69,279	4/27/21	6.1%		16.2%	2.3%
15	DHR	Danaher Corporation	Health Care Equipment	\$183,013	4/22/21	12.0%	833 bp	48.8%	-0.4%	50	SPGI	S&P Global, Inc.	Financial Exchanges & Services	\$94,596	4/29/21	5.7%		14.2%	0.0%
16	PNR	Pentair plc	Industrial Machinery	\$10,830	4/22/21	11.9%	278 bp	32.5%	-0.4%	51	CE	Celanese Corporation	Specialty Chemicals	\$17,772	4/22/21	5.6%	468 bp	18.8%	0.6%
17	CHRW	C.H. Robinson Worldwide, Inc.	Air Freight & Logistics	\$12,777	4/27/21	11.1%	47 bp	29.5%	0.3%	52	KIM	Kimco Realty Corporation	Retail REITs	\$9,198	4/29/21	5.5%		10.8%	0.0%
18	WST	West Pharmaceutical Services, Inc.	Health Care Supplies	\$23,968	4/29/21	11.0%	217 bp	43.2%	0.0%	53	AFL	Aflac Incorporated	Life & Health Insurance	\$37,282	4/28/21	5.5%		26.0%	0.6%
19	FB	Facebook, Inc. Class A	Interactive Media & Services	\$936,804	4/28/21	10.9%	721 bp	41.1%	6.6%	54	HIG	Hartford Financial Services Group	Multi-line Insurance	\$23,807	4/22/21	5.4%		-54.5%	-1.0%
20	GNRC	Generac Holdings Inc.	Electrical Components	\$21,196	4/29/21	10.8%	8 bp	29.7%	0.0%	55	PKG	Packaging Corporation of America	Paper Packaging	\$14,250	4/26/21	5.2%	101 bp	19.8%	4.2%
21	UPS	United Parcel Service, Inc. Class A	Air Freight & Logistics	\$176,840	4/27/21	10.7%	421 bp	61.3%	4.3%	56	BSX	Boston Scientific Corporation	Health Care Equipment	\$62,645	4/28/21	5.2%	137 bp	21.5%	-1.0%
22	ALGN	Align Technology, Inc.	Health Care Supplies	\$47,825	4/28/21	10.7%	472 bp	24.9%	-2.1%	57	GD	General Dynamics Corporation	Aerospace & Defense	\$53,894	4/28/21	5.2%	-16 bp	6.5%	2.3%
23	RE	Everest Re Group, Ltd.	Reinsurance	\$12,278	4/28/21	10.3%		11.1%	1.7%	58	RJF	Raymond James Financial, Inc.	Investment Banking & Brokerage	\$18,187	4/28/21	5.2%		25.0%	0.0%
24	ORLY	O'Reilly Automotive, Inc.	Automotive Retail	\$38,415	4/28/21	10.0%	350 bp	33.8%	2.8%	59	IPG	Interpublic Group of Companies, Inc.	Advertising	\$12,517	4/28/21	5.1%	681 bp	182.4%	2.2%
25	BIO	Bio-Rad Laboratories, Inc. Class A	Life Sciences Tools & Services	\$19,122	4/29/21	10.0%	969 bp	74.0%	0.0%	60	TXT	Textron Inc.	Aerospace & Defense	\$14,328	4/29/21	5.0%	47 bp	44.1%	0.0%
26	CAT	Caterpillar Inc.	Construction Machinery	\$124,040	4/29/21	9.0%	-78 bp	51.8%	0.0%	61	RCL	Royal Caribbean Group	Hotels Resorts & Cruis	\$21,612	4/29/21	5.0%	8025 bp	3.9%	0.0%
27	APH	Amphenol Corporation Class A	Electronic Components	\$41,140	4/28/21	8.9%	14 bp	10.3%	1.0%	62	IR	Ingersoll Rand Inc.	Industrial Machinery	\$21,544	4/28/21	4.9%	-75 bp	32.4%	-2.0%
28	FBHS	Fortune Brands Home & Security, Inc.	Building Products	\$14,524	4/29/21	8.6%	163 bp	30.9%	0.0%	63	DHI	D.R. Horton, Inc.	Homebuilding	\$36,578	4/22/21	4.9%	187 bp	16.7%	5.1%
29	HSY	Hershey Company	Packaged Foods & Meats	\$33,980	4/29/21	8.6%	-89 bp	6.5%	0.0%	64	GLW	Corning Inc	Electronic Components	\$34,728	4/27/21	4.9%	-99 bp	5.5%	0.8%
30	SNA	Snap-on Incorporated	Industrial Machinery	\$12,981	4/22/21	8.5%	88 bp	15.5%	-1.9%	65	HON	Honeywell International Inc.	Industrial Conglomerate	\$155,511	4/23/21	4.8%	-1 bp	7.3%	-1.0%
31	AMD	Advanced Micro Devices, Inc.	Semiconductors	\$101,918	4/27/21	8.5%	246 bp	19.3%	-2.1%	66	MMM	3M Company	Industrial Conglomerate	\$115,384	4/27/21	4.6%	135 bp	20.5%	1.8%
32	MAS	Masco Corporation	Building Products	\$16,489	4/28/21	8.5%	302 bp	33.8%	0.8%	67	FCX	Freeport-McMoRan, Inc.	Copper	\$56,241	4/22/21	4.6%	75 bp	2.1%	8.7%
33	OTIS	Otis Worldwide Corporation	Industrial Machinery	\$33,819	4/26/21	8.3%	31 bp	15.3%	2.6%	68	INTC	Intel Corporation	Semiconductors	\$235,335	4/22/21	4.5%	279 bp	21.6%	-8.7%
34	CB	Chubb Limited	Property & Casualty Insurance	\$76,293	4/27/21	8.2%		-11.5%	1.1%	69	ABMD	ABIOMED, Inc.	Health Care Equipment	\$14,607	4/29/21	4.5%	-156 bp	13.4%	0.0%
35	GOOGL	Alphabet Inc. Class A	Interactive Media & Services	\$1,605,769	4/27/21	8.2%	657 bp	68.1%	3.9%	70	QCOM	Qualcomm Inc	Semiconductors	\$160,943	4/28/21	4.4%	214 bp	13.7%	3.8%

Source: FSInsight, FactSet, Bloomberg.

(1) Compares the actual reported result to the consensus estimate. The date used for estimates is 30 calendar days prior to the company's report date.

# #5a: SALES MISSES over the last week

Sorted by

Figure: Companies missing top-line estimates

Sorted based on magnitude of sales miss

Rank	Ticker	SEDOL	Company name	Sub-industry group name	Mkt cap (\$M)	Report date	Surprise magnitude <sup>(1)</sup>			Relative perf since report	Rank	Ticker	Company name	Sub-industry group name	Mkt cap (\$M)	Report date	Surprise magnitude <sup>(1)</sup>			Relative perf since report
							Sales	EBIT margin	EPS								Sales	EBIT margin	EPS	
1	PFGB	2803014	Principal Financial Group, Inc.	Life & Health Insurance	\$17,500	4/27/21	-16.0%		15.5%	1.5%	36	AOS	A. O. Smith Corporation	Building Products	\$11,046	4/29/21	-0.5%	16 bp	4.8%	0.0%
2	NEM	2636607	Newmont Corporation	Gold	\$49,917	4/29/21	-15.9%	343 bp	-16.7%	0.0%	37	ECL	Ecolab Inc.	Specialty Chemicals	\$64,296	4/27/21	-0.4%	-25 bp	-5.6%	2.3%
3	AVB	2131179	AvalonBay Communities, Inc.	Residential REITs	\$26,736	4/28/21	-9.4%		1.2%	-0.6%	38	ALXN	Alexion Pharmaceuticals, Inc.	Biotechnology	\$36,580	4/29/21	-0.3%	-280 bp	-0.2%	0.0%
4	DVA	2899087	DaVita Inc.	Health Care Services	\$12,523	4/29/21	-8.2%	334 bp	17.5%	0.0%	39	FISV	Fiserv, Inc.	Data Processing & Out	\$81,500	4/27/21	-0.3%	-66 bp	3.2%	-0.1%
5	FE	2100920	FirstEnergy Corp.	Electric Utilities	\$20,516	4/22/21	-7.9%	-497 bp	2.1%	1.9%	40	F	Ford Motor Company	Automobile Manufactur	\$44,943	4/28/21	-0.2%			-10.1%
6	EIX	2829515	Edison International	Electric Utilities	\$22,334	4/27/21	-7.6%	-339 bp	1.6%	0.0%	41	ESS	Essex Property Trust, Inc.	Residential REITs	\$18,599	4/27/21	-0.1%		0.6%	-4.3%
7	AMGN	2023607	Amgen Inc.	Biotechnology	\$135,146	4/27/21	-6.3%	7 bp	-8.7%	-8.6%	42	RTX	Raytheon Technologies Corporation	Aerospace & Defense	\$125,556	4/27/21	-0.1%	178 bp	22.6%	-0.5%
8	PHM	2708841	PulteGroup, Inc.	Homebuilding	\$15,818	4/27/21	-5.7%	-4 bp	-7.2%	4.1%	43	DPZ	Domino's Pizza, Inc.	Restaurants	\$16,142	4/29/21	-0.1%	26 bp	2.2%	0.0%
9	KMB	2491839	Kimberly-Clark Corporation	Household Products	\$44,754	4/23/21	-5.3%	-111 bp	-7.9%	-0.4%	44	SYK	Stryker Corporation	Health Care Equipment	\$99,135	4/27/21	-0.1%	-107 bp	-2.9%	-1.2%
10	HAS	2414580	Hasbro, Inc.	Leisure Products	\$13,631	4/27/21	-5.3%			0.2%	45	HOLX	Hologic, Inc.	Health Care Equipment	\$17,065	4/28/21	-0.0%	-144 bp	-1.0%	-9.2%
11	COG	2162340	Cabot Oil & Gas Corporation	Oil & Gas Exploration	\$6,814	4/29/21	-5.2%	-43 bp	-0.8%	0.0%	46	EXR	Extra Space Storage Inc.	Specialized REITs	\$19,628	4/28/21	-0.0%		1.6%	-0.5%
12	SYF	BP96PS6	Synchrony Financial	Consumer Finance	\$25,846	4/27/21	-4.9%		39.2%	8.5%										
13	RMD	2732903	ResMed Inc.	Health Care Equipment	\$30,253	4/29/21	-4.7%	104 bp	1.2%	0.0%										
14	MRK	2778844	Merck & Co., Inc.	Pharmaceuticals	\$186,434	4/29/21	-4.7%	5 bp	-13.8%	0.0%										
15	GILD	2369174	Gilead Sciences, Inc.	Biotechnology	\$80,221	4/29/21	-4.6%	176 bp	2.1%	0.0%										
16	LLY	2516152	Eli Lilly and Company	Pharmaceuticals	\$174,625	4/27/21	-4.1%	-668 bp	-14.6%	-0.6%										
17	BA	2108601	Boeing Company	Aerospace & Defense	\$137,704	4/28/21	-3.9%			-0.5%										
18	GE	2380498	General Electric Company	Industrial Conglomerate	\$115,966	4/27/21	-3.5%			-2.7%										
19	AAL	BCV7KT2	American Airlines Group, Inc.	Airlines	\$13,661	4/22/21	-2.7%	-1866 bp	-9.8%	4.3%										
20	NOV	BN2RYW9	NOV Inc.	Oil & Gas Equipment &	\$5,954	4/27/21	-2.6%	-78 bp	-46.1%	11.6%										
21	CTXS	2182553	Citrix Systems, Inc.	Application Software	\$15,895	4/29/21	-2.6%	-177 bp	-0.7%	0.0%										
22	NUE	2651086	Nucor Corporation	Steel	\$24,615	4/22/21	-2.5%	61 bp	1.1%	6.5%										
23	UNP	2914734	Union Pacific Corporation	Railroads	\$149,123	4/22/21	-1.8%	-179 bp	-6.7%	1.1%										
24	MO	2692632	Altria Group Inc	Tobacco	\$86,312	4/29/21	-1.7%			0.0%										
25	AXP	2026082	American Express Company	Consumer Finance	\$124,233	4/23/21	-1.7%			6.4%										
26	TAP	B067BM3	Molson Coors Beverage Company	Brewers	\$12,039	4/29/21	-1.7%	-73 bp	-24.1%	0.0%										
27	SBUX	2842255	Starbucks Corporation	Restaurants	\$135,069	4/27/21	-1.4%	252 bp	18.7%	-1.9%										
28	AMT	B7FBFL2	American Tower Corporation	Specialized REITs	\$111,374	4/29/21	-1.3%		9.9%	0.0%										
29	WAB	2955733	Westinghouse Air Brake Technologi	Construction Machinery	\$15,812	4/29/21	-1.3%	108 bp	2.3%	0.0%										
30	PBCT	B1W41J2	People's United Financial, Inc.	Regional Banks	\$7,992	4/22/21	-1.3%		8.4%	6.0%										
31	WELL	BYVYHH4	Welltower, Inc.	Health Care REITs	\$31,765	4/28/21	-1.1%		8.3%	0.1%										
32	NSC	2641894	Norfolk Southern Corporation	Railroads	\$70,243	4/28/21	-1.0%	116 bp	2.8%	-1.9%										
33	BMY	2126335	Bristol-Myers Squibb Company	Pharmaceuticals	\$140,492	4/29/21	-0.8%	-47 bp	-4.3%	0.0%										
34	ARE	2009210	Alexandria Real Estate Equities, Inc	Office REITs	\$26,503	4/26/21	-0.8%		3.8%	-0.5%										
35	PCAR	2665861	PACCAR Inc	Construction Machinery	\$31,908	4/27/21	-0.7%	13 bp	3.4%	0.1%										

Source: FSI Insight, FactSet, Bloomberg.

(1) Compares the actual reported result to the consensus estimate. The date used for estimates is 30 calendar days prior to the company's report date.

Sorted  
by

# #6: EPS BEATS over the last week

Figure: Companies beating bottom-line estimates

Sorted based on magnitude of EPS beat

1	2	3	4	5	6	7	8	9	10	11	12	13	14	15	16	17	18	19	20	21	22	23	24	25	26	27	28	29	30	31	32	33	34	35	Surprise magnitude <sup>(1)</sup>				36	37	38	39	40	41	42	43	44	45	46	47	48	49	50	51	52	53	54	55	56	57	58	59	60	61	62	63	64	65	66	67	68	69	70																																																																																																																																																																																																																																																																																																																																																																																																																																																																																																																																																																												
																																			Ticker	Company name	Sub-industry group name	Mkt cap (\$M)																																				Report date	Sales	EBIT margin	EPS	Relative perf since report	Ticker	Company name	Sub-industry group name	Mkt cap (\$M)	Report date	Sales	EBIT margin	EPS	Relative perf since report																																																																																																																																																																																																																																																																																																																																																																																																																																																																																																																																																														
HES	Hess Corporation	Oil & Gas Exploration & Produc	\$23,668	4/28/21	25.5%	1262 bp	627.1%	0.4%	CMCS	Comcast Corporation Class A	Cable & Satellite	\$259,118	4/29/21	1.6%	21 bp	30.3%	0.0%	IPG	Interpublic Group of Companies, In	Advertising	\$12,517	4/28/21	5.1%	681 bp	182.4%	2.2%	GNRC	Generac Holdings Inc.	Electrical Components	\$21,196	4/29/21	10.8%	8 bp	29.7%	0.0%	POOL	Pool Corporation	Distributors	\$16,924	4/22/21	28.7%	467 bp	102.1%	0.8%	CHRW	C.H. Robinson Worldwide, Inc.	Air Freight & Logistics	\$12,777	4/27/21	11.1%	47 bp	29.5%	0.3%	COF	Capital One Financial Corporation	Consumer Finance	\$68,143	4/27/21	1.0%		89.4%	6.8%	DOW	Dow, Inc.	Commodity Chemicals	\$47,852	4/22/21	7.7%	155 bp	29.1%	3.3%	SIVB	SVB Financial Group	Regional Banks	\$31,317	4/22/21	26.3%		74.1%	9.9%	CBRE	CBRE Group, Inc. Class A	Real Estate Services	\$28,636	4/29/21	2.8%	9 bp	28.7%	0.0%	BIO	Bio-Rad Laboratories, Inc. Class A	Life Sciences Tools & Services	\$19,122	4/29/21	10.0%	969 bp	74.0%	0.0%	SHW	Sherwin-Williams Company	Specialty Chemicals	\$73,180	4/27/21	3.3%	288 bp	26.8%	0.9%	GOOGL	Alphabet Inc. Class A	Interactive Media & Services	\$1,605,769	4/27/21	8.2%	657 bp	68.1%	3.9%	ETR	Entergy Corporation	Electric Utilities	\$21,834	4/28/21	3.8%	127 bp	26.6%	1.2%	ROL	Rollins, Inc.	Environmental & Facilities Servi	\$18,386	4/28/21	3.3%	334 bp	68.0%	1.9%	HCA	HCA Healthcare Inc	Health Care Facilities	\$68,041	4/22/21	2.9%	208 bp	26.2%	-1.6%	AMZN	Amazon.com, Inc.	Internet & Direct Marketing Reta	\$1,749,946	4/29/21	3.9%	245 bp	67.0%	0.0%	AFL	Aflac Incorporated	Life & Health Insurance	\$37,282	4/28/21	5.5%		26.0%	0.6%	TSCO	Tractor Supply Company	Specialty Stores	\$22,136	4/22/21	14.6%	212 bp	63.4%	-0.6%	SWK	Stanley Black & Decker, Inc.	Industrial Machinery	\$33,734	4/28/21	7.1%	248 bp	25.1%	0.7%	UPS	United Parcel Service, Inc. Class I	Air Freight & Logistics	\$176,840	4/27/21	10.7%	421 bp	61.3%	4.3%	MHK	Mohawk Industries, Inc.	Home Furnishings	\$14,866	4/29/21	2.4%	-17 bp	25.1%	0.0%	HBAN	Huntington Bancshares Incorporated	Regional Banks	\$15,847	4/22/21	12.2%		54.6%	5.3%	RJF	Raymond James Financial, Inc.	Investment Banking & I	\$18,187	4/28/21	5.2%		25.0%	0.0%	ILMN	Illumina, Inc.	Life Sciences Tools & Services	\$58,383	4/27/21	18.4%	-578 bp	53.5%	-3.9%	ALGN	Align Technology, Inc.	Health Care Supplies	\$47,825	4/28/21	10.7%	472 bp	24.9%	-2.1%	MCO	Moody's Corporation	Financial Exchanges & Data	\$61,750	4/28/21	14.5%		52.4%	2.4%	CMS	CMS Energy Corporation	Multi-Utilities	\$18,509	4/29/21	3.7%	177 bp	24.6%	0.0%	CAT	Caterpillar Inc.	Construction Machinery & Heav	\$124,040	4/29/21	9.0%	-78 bp	51.8%	0.0%	ENPH	Enphase Energy, Inc.	Semiconductor Equipm	\$19,459	4/27/21	3.3%	244 bp	24.3%	-16.8%	WDC	Western Digital Corporation	Technology Hardware Storage &	\$21,773	4/29/21	4.3%	-32 bp	50.7%	0.0%	YUM	Yum! Brands, Inc.	Restaurants	\$35,507	4/28/21	2.5%	436 bp	24.0%	0.5%	LKQ	LKQ Corporation	Distributors	\$14,150	4/29/21	7.2%	-1 bp	49.7%	0.0%	CINF	Cincinnati Financial Corporation	Property & Casualty In	\$17,956	4/28/21	2.2%		23.4%	3.8%	DHR	Danaher Corporation	Health Care Equipment	\$183,013	4/22/21	12.0%	833 bp	48.8%	-0.4%	RTX	Raytheon Technologies Corporation	Aerospace & Defense	\$125,556	4/27/21	-0.1%	178 bp	22.6%	-0.5%	NXPI	NXP Semiconductors NV	Semiconductors	\$55,360	4/26/21	0.4%	74 bp	45.8%	-2.6%	INTC	Intel Corporation	Semiconductors	\$235,335	4/22/21	4.5%	279 bp	21.6%	-8.7%	TXT	Textron Inc.	Aerospace & Defense	\$14,328	4/29/21	5.0%	47 bp	44.1%	0.0%	BSX	Boston Scientific Corporation	Health Care Equipment	\$62,645	4/28/21	5.2%	137 bp	21.5%	-1.0%	WST	West Pharmaceutical Services, Inc	Health Care Supplies	\$23,968	4/29/21	11.0%	217 bp	43.2%	0.0%	AVY	Avery Dennison Corporation	Paper Packaging	\$17,827	4/28/21	7.8%	118 bp	21.4%	0.9%	AAPL	Apple Inc.	Technology Hardware Storage &	\$2,240,876	4/28/21	16.9%	266 bp	42.7%	-0.8%	DISH	DISH Network Corporation Class	Cable & Satellite	\$23,705	4/29/21	0.1%	-25 bp	20.9%	0.0%	FB	Facebook, Inc. Class A	Interactive Media & Services	\$936,804	4/28/21	10.9%	721 bp	41.1%	6.6%	NOC	Northrop Grumman Corporation	Aerospace & Defense	\$56,694	4/29/21	7.8%	2071 bp	20.8%	0.0%	SYF	Synchrony Financial	Consumer Finance	\$25,846	4/27/21	-4.9%		39.2%	8.5%	MMM	3M Company	Industrial Conglomerate	\$115,384	4/27/21	4.6%	135 bp	20.5%	1.8%	ADM	Archer-Daniels-Midland Company	Agricultural Products	\$35,498	4/27/21	17.1%	28 bp	36.9%	2.2%	KHC	Kraft Heinz Company	Packaged Foods & Me	\$50,986	4/29/21	2.3%	31 bp	20.1%	0.0%	RF	Regions Financial Corporation	Regional Banks	\$21,087	4/23/21	3.5%		36.8%	5.6%	MGM	MGM Resorts International	Casinos & Gaming	\$20,008	4/28/21	6.2%	-67 bp	20.0%	-4.5%	MAS	Masco Corporation	Building Products	\$16,489	4/28/21	8.5%	302 bp	33.8%	0.8%	PKG	Packaging Corporation of America	Paper Packaging	\$14,250	4/26/21	5.2%	101 bp	19.8%	4.2%	ORLY	O'Reilly Automotive, Inc.	Automotive Retail	\$38,415	4/28/21	10.0%	350 bp	33.8%	2.8%	SO	Southern Company	Electric Utilities	\$68,849	4/29/21	46.7%	-719 bp	19.5%	0.0%	TSLA	Tesla Inc	Automobile Manufacturers	\$649,821	4/26/21	3.3%	-254 bp	33.6%	-8.9%	DTE	DTE Energy Company	Multi-Utilities	\$27,037	4/27/21	7.2%	-79 bp	19.3%	1.8%	PNR	Pentair plc	Industrial Machinery	\$10,830	4/22/21	11.9%	278 bp	32.5%	-0.4%	AMD	Advanced Micro Devices, Inc.	Semiconductors	\$101,918	4/27/21	8.5%	246 bp	19.3%	-2.1%	IR	Ingersoll Rand Inc.	Industrial Machinery	\$21,544	4/28/21	4.9%	-75 bp	32.4%	-2.0%	JNPR	Juniper Networks, Inc.	Communications Equip	\$8,619	4/27/21	1.7%	-5 bp	18.9%	3.6%	GPC	Genuine Parts Company	Distributors	\$18,166	4/22/21	3.7%	131 bp	31.2%	3.5%	TXN	Texas Instruments Incorporated	Semiconductors	\$171,513	4/27/21	7.5%	271 bp	18.8%	-2.9%	GRMN	Garmin Ltd.	Consumer Electronics	\$26,647	4/28/21	16.0%	351 bp	30.9%	0.3%	LH	Laboratory Corporation of America	Health Care Services	\$26,070	4/29/21	6.3%	-29 bp	18.8%	0.0%	FBHS	Fortune Brands Home & Security,	Building Products	\$14,524	4/29/21	8.6%	163 bp	30.9%	0.0%	CE	Celanese Corporation	Specialty Chemicals	\$17,772	4/22/21	5.6%	468 bp	18.8%	0.6%	CARR	Carrier Global Corp.	Building Products	\$38,379	4/29/21	8.1%	122 bp	30.8%	0.0%	SBUX	Starbucks Corporation	Restaurants	\$135,069	4/27/21	-1.4%	252 bp	18.7%	-1.9%
IPG	Interpublic Group of Companies, In	Advertising	\$12,517	4/28/21	5.1%	681 bp	182.4%	2.2%	GNRC	Generac Holdings Inc.	Electrical Components	\$21,196	4/29/21	10.8%	8 bp	29.7%	0.0%	POOL	Pool Corporation	Distributors	\$16,924	4/22/21	28.7%	467 bp	102.1%	0.8%	CHRW	C.H. Robinson Worldwide, Inc.	Air Freight & Logistics	\$12,777	4/27/21	11.1%	47 bp	29.5%	0.3%	COF	Capital One Financial Corporation	Consumer Finance	\$68,143	4/27/21	1.0%		89.4%	6.8%	DOW	Dow, Inc.	Commodity Chemicals	\$47,852	4/22/21	7.7%	155 bp	29.1%	3.3%	SIVB	SVB Financial Group	Regional Banks	\$31,317	4/22/21	26.3%		74.1%	9.9%	CBRE	CBRE Group, Inc. Class A	Real Estate Services	\$28,636	4/29/21	2.8%	9 bp	28.7%	0.0%	BIO	Bio-Rad Laboratories, Inc. Class A	Life Sciences Tools & Services	\$19,122	4/29/21	10.0%	969 bp	74.0%	0.0%	SHW	Sherwin-Williams Company	Specialty Chemicals	\$73,180	4/27/21	3.3%	288 bp	26.8%	0.9%	GOOGL	Alphabet Inc. Class A	Interactive Media & Services	\$1,605,769	4/27/21	8.2%	657 bp	68.1%	3.9%	ETR	Entergy Corporation	Electric Utilities	\$21,834	4/28/21	3.8%	127 bp	26.6%	1.2%	ROL	Rollins, Inc.	Environmental & Facilities Servi	\$18,386	4/28/21	3.3%	334 bp	68.0%	1.9%	HCA	HCA Healthcare Inc	Health Care Facilities	\$68,041	4/22/21	2.9%	208 bp	26.2%	-1.6%	AMZN	Amazon.com, Inc.	Internet & Direct Marketing Reta	\$1,749,946	4/29/21	3.9%	245 bp	67.0%	0.0%	AFL	Aflac Incorporated	Life & Health Insurance	\$37,282	4/28/21	5.5%		26.0%	0.6%	TSCO	Tractor Supply Company	Specialty Stores	\$22,136	4/22/21	14.6%	212 bp	63.4%	-0.6%	SWK	Stanley Black & Decker, Inc.	Industrial Machinery	\$33,734	4/28/21	7.1%	248 bp	25.1%	0.7%	UPS	United Parcel Service, Inc. Class I	Air Freight & Logistics	\$176,840	4/27/21	10.7%	421 bp	61.3%	4.3%	MHK	Mohawk Industries, Inc.	Home Furnishings	\$14,866	4/29/21	2.4%	-17 bp	25.1%	0.0%	HBAN	Huntington Bancshares Incorporated	Regional Banks	\$15,847	4/22/21	12.2%		54.6%	5.3%	RJF	Raymond James Financial, Inc.	Investment Banking & I	\$18,187	4/28/21	5.2%		25.0%	0.0%	ILMN	Illumina, Inc.	Life Sciences Tools & Services	\$58,383	4/27/21	18.4%	-578 bp	53.5%	-3.9%	ALGN	Align Technology, Inc.	Health Care Supplies	\$47,825	4/28/21	10.7%	472 bp	24.9%	-2.1%	MCO	Moody's Corporation	Financial Exchanges & Data	\$61,750	4/28/21	14.5%		52.4%	2.4%	CMS	CMS Energy Corporation	Multi-Utilities	\$18,509	4/29/21	3.7%	177 bp	24.6%	0.0%	CAT	Caterpillar Inc.	Construction Machinery & Heav	\$124,040	4/29/21	9.0%	-78 bp	51.8%	0.0%	ENPH	Enphase Energy, Inc.	Semiconductor Equipm	\$19,459	4/27/21	3.3%	244 bp	24.3%	-16.8%	WDC	Western Digital Corporation	Technology Hardware Storage &	\$21,773	4/29/21	4.3%	-32 bp	50.7%	0.0%	YUM	Yum! Brands, Inc.	Restaurants	\$35,507	4/28/21	2.5%	436 bp	24.0%	0.5%	LKQ	LKQ Corporation	Distributors	\$14,150	4/29/21	7.2%	-1 bp	49.7%	0.0%	CINF	Cincinnati Financial Corporation	Property & Casualty In	\$17,956	4/28/21	2.2%		23.4%	3.8%	DHR	Danaher Corporation	Health Care Equipment	\$183,013	4/22/21	12.0%	833 bp	48.8%	-0.4%	RTX	Raytheon Technologies Corporation	Aerospace & Defense	\$125,556	4/27/21	-0.1%	178 bp	22.6%	-0.5%	NXPI	NXP Semiconductors NV	Semiconductors	\$55,360	4/26/21	0.4%	74 bp	45.8%	-2.6%	INTC	Intel Corporation	Semiconductors	\$235,335	4/22/21	4.5%	279 bp	21.6%	-8.7%	TXT	Textron Inc.	Aerospace & Defense	\$14,328	4/29/21	5.0%	47 bp	44.1%	0.0%	BSX	Boston Scientific Corporation	Health Care Equipment	\$62,645	4/28/21	5.2%	137 bp	21.5%	-1.0%	WST	West Pharmaceutical Services, Inc	Health Care Supplies	\$23,968	4/29/21	11.0%	217 bp	43.2%	0.0%	AVY	Avery Dennison Corporation	Paper Packaging	\$17,827	4/28/21	7.8%	118 bp	21.4%	0.9%	AAPL	Apple Inc.	Technology Hardware Storage &	\$2,240,876	4/28/21	16.9%	266 bp	42.7%	-0.8%	DISH	DISH Network Corporation Class	Cable & Satellite	\$23,705	4/29/21	0.1%	-25 bp	20.9%	0.0%	FB	Facebook, Inc. Class A	Interactive Media & Services	\$936,804	4/28/21	10.9%	721 bp	41.1%	6.6%	NOC	Northrop Grumman Corporation	Aerospace & Defense	\$56,694	4/29/21	7.8%	2071 bp	20.8%	0.0%	SYF	Synchrony Financial	Consumer Finance	\$25,846	4/27/21	-4.9%		39.2%	8.5%	MMM	3M Company	Industrial Conglomerate	\$115,384	4/27/21	4.6%	135 bp	20.5%	1.8%	ADM	Archer-Daniels-Midland Company	Agricultural Products	\$35,498	4/27/21	17.1%	28 bp	36.9%	2.2%	KHC	Kraft Heinz Company	Packaged Foods & Me	\$50,986	4/29/21	2.3%	31 bp	20.1%	0.0%	RF	Regions Financial Corporation	Regional Banks	\$21,087	4/23/21	3.5%		36.8%	5.6%	MGM	MGM Resorts International	Casinos & Gaming	\$20,008	4/28/21	6.2%	-67 bp	20.0%	-4.5%	MAS	Masco Corporation	Building Products	\$16,489	4/28/21	8.5%	302 bp	33.8%	0.8%	PKG	Packaging Corporation of America	Paper Packaging	\$14,250	4/26/21	5.2%	101 bp	19.8%	4.2%	ORLY	O'Reilly Automotive, Inc.	Automotive Retail	\$38,415	4/28/21	10.0%	350 bp	33.8%	2.8%	SO	Southern Company	Electric Utilities	\$68,849	4/29/21	46.7%	-719 bp	19.5%	0.0%	TSLA	Tesla Inc	Automobile Manufacturers	\$649,821	4/26/21	3.3%	-254 bp	33.6%	-8.9%	DTE	DTE Energy Company	Multi-Utilities	\$27,037	4/27/21	7.2%	-79 bp	19.3%	1.8%	PNR	Pentair plc	Industrial Machinery	\$10,830	4/22/21	11.9%	278 bp	32.5%	-0.4%	AMD	Advanced Micro Devices, Inc.	Semiconductors	\$101,918	4/27/21	8.5%	246 bp	19.3%	-2.1%	IR	Ingersoll Rand Inc.	Industrial Machinery	\$21,544	4/28/21	4.9%	-75 bp	32.4%	-2.0%	JNPR	Juniper Networks, Inc.	Communications Equip	\$8,619	4/27/21	1.7%	-5 bp	18.9%	3.6%	GPC	Genuine Parts Company	Distributors	\$18,166	4/22/21	3.7%	131 bp	31.2%	3.5%	TXN	Texas Instruments Incorporated	Semiconductors	\$171,513	4/27/21	7.5%	271 bp	18.8%	-2.9%	GRMN	Garmin Ltd.	Consumer Electronics	\$26,647	4/28/21	16.0%	351 bp	30.9%	0.3%	LH	Laboratory Corporation of America	Health Care Services	\$26,070	4/29/21	6.3%	-29 bp	18.8%	0.0%	FBHS	Fortune Brands Home & Security,	Building Products	\$14,524	4/29/21	8.6%	163 bp	30.9%	0.0%	CE	Celanese Corporation	Specialty Chemicals	\$17,772	4/22/21	5.6%	468 bp	18.8%	0.6%	CARR	Carrier Global Corp.	Building Products	\$38,379	4/29/21	8.1%	122 bp	30.8%	0.0%	SBUX	Starbucks Corporation	Restaurants	\$135,069	4/27/21	-1.4%	252 bp	18.7%	-1.9%																		
POOL	Pool Corporation	Distributors	\$16,924	4/22/21	28.7%	467 bp	102.1%	0.8%	CHRW	C.H. Robinson Worldwide, Inc.	Air Freight & Logistics	\$12,777	4/27/21	11.1%	47 bp	29.5%	0.3%	COF	Capital One Financial Corporation	Consumer Finance	\$68,143	4/27/21	1.0%		89.4%	6.8%	DOW	Dow, Inc.	Commodity Chemicals	\$47,852	4/22/21	7.7%	155 bp	29.1%	3.3%	SIVB	SVB Financial Group	Regional Banks	\$31,317	4/22/21	26.3%		74.1%	9.9%	CBRE	CBRE Group, Inc. Class A	Real Estate Services	\$28,636	4/29/21	2.8%	9 bp	28.7%	0.0%	BIO	Bio-Rad Laboratories, Inc. Class A	Life Sciences Tools & Services	\$19,122	4/29/21	10.0%	969 bp	74.0%	0.0%	SHW	Sherwin-Williams Company	Specialty Chemicals	\$73,180	4/27/21	3.3%	288 bp	26.8%	0.9%	GOOGL	Alphabet Inc. Class A	Interactive Media & Services	\$1,605,769	4/27/21	8.2%	657 bp	68.1%	3.9%	ETR	Entergy Corporation	Electric Utilities	\$21,834	4/28/21	3.8%	127 bp	26.6%	1.2%	ROL	Rollins, Inc.	Environmental & Facilities Servi	\$18,386	4/28/21	3.3%	334 bp	68.0%	1.9%	HCA	HCA Healthcare Inc	Health Care Facilities	\$68,041	4/22/21	2.9%	208 bp	26.2%	-1.6%	AMZN	Amazon.com, Inc.	Internet & Direct Marketing Reta	\$1,749,946	4/29/21	3.9%	245 bp	67.0%	0.0%	AFL	Aflac Incorporated	Life & Health Insurance	\$37,282	4/28/21	5.5%		26.0%	0.6%	TSCO	Tractor Supply Company	Specialty Stores	\$22,136	4/22/21	14.6%	212 bp	63.4%	-0.6%	SWK	Stanley Black & Decker, Inc.	Industrial Machinery	\$33,734	4/28/21	7.1%	248 bp	25.1%	0.7%	UPS	United Parcel Service, Inc. Class I	Air Freight & Logistics	\$176,840	4/27/21	10.7%	421 bp	61.3%	4.3%	MHK	Mohawk Industries, Inc.	Home Furnishings	\$14,866	4/29/21	2.4%	-17 bp	25.1%	0.0%	HBAN	Huntington Bancshares Incorporated	Regional Banks	\$15,847	4/22/21	12.2%		54.6%	5.3%	RJF	Raymond James Financial, Inc.	Investment Banking & I	\$18,187	4/28/21	5.2%		25.0%	0.0%	ILMN	Illumina, Inc.	Life Sciences Tools & Services	\$58,383	4/27/21	18.4%	-578 bp	53.5%	-3.9%	ALGN	Align Technology, Inc.	Health Care Supplies	\$47,825	4/28/21	10.7%	472 bp	24.9%	-2.1%	MCO	Moody's Corporation	Financial Exchanges & Data	\$61,750	4/28/21	14.5%		52.4%	2.4%	CMS	CMS Energy Corporation	Multi-Utilities	\$18,509	4/29/21	3.7%	177 bp	24.6%	0.0%	CAT	Caterpillar Inc.	Construction Machinery & Heav	\$124,040	4/29/21	9.0%	-78 bp	51.8%	0.0%	ENPH	Enphase Energy, Inc.	Semiconductor Equipm	\$19,459	4/27/21	3.3%	244 bp	24.3%	-16.8%	WDC	Western Digital Corporation	Technology Hardware Storage &	\$21,773	4/29/21	4.3%	-32 bp	50.7%	0.0%	YUM	Yum! Brands, Inc.	Restaurants	\$35,507	4/28/21	2.5%	436 bp	24.0%	0.5%	LKQ	LKQ Corporation	Distributors	\$14,150	4/29/21	7.2%	-1 bp	49.7%	0.0%	CINF	Cincinnati Financial Corporation	Property & Casualty In	\$17,956	4/28/21	2.2%		23.4%	3.8%	DHR	Danaher Corporation	Health Care Equipment	\$183,013	4/22/21	12.0%	833 bp	48.8%	-0.4%	RTX	Raytheon Technologies Corporation	Aerospace & Defense	\$125,556	4/27/21	-0.1%	178 bp	22.6%	-0.5%	NXPI	NXP Semiconductors NV	Semiconductors	\$55,360	4/26/21	0.4%	74 bp	45.8%	-2.6%	INTC	Intel Corporation	Semiconductors	\$235,335	4/22/21	4.5%	279 bp	21.6%	-8.7%	TXT	Textron Inc.	Aerospace & Defense	\$14,328	4/29/21	5.0%	47 bp	44.1%	0.0%	BSX	Boston Scientific Corporation	Health Care Equipment	\$62,645	4/28/21	5.2%	137 bp	21.5%	-1.0%	WST	West Pharmaceutical Services, Inc	Health Care Supplies	\$23,968	4/29/21	11.0%	217 bp	43.2%	0.0%	AVY	Avery Dennison Corporation	Paper Packaging	\$17,827	4/28/21	7.8%	118 bp	21.4%	0.9%	AAPL	Apple Inc.	Technology Hardware Storage &	\$2,240,876	4/28/21	16.9%	266 bp	42.7%	-0.8%	DISH	DISH Network Corporation Class	Cable & Satellite	\$23,705	4/29/21	0.1%	-25 bp	20.9%	0.0%	FB	Facebook, Inc. Class A	Interactive Media & Services	\$936,804	4/28/21	10.9%	721 bp	41.1%	6.6%	NOC	Northrop Grumman Corporation	Aerospace & Defense	\$56,694	4/29/21	7.8%	2071 bp	20.8%	0.0%	SYF	Synchrony Financial	Consumer Finance	\$25,846	4/27/21	-4.9%		39.2%	8.5%	MMM	3M Company	Industrial Conglomerate	\$115,384	4/27/21	4.6%	135 bp	20.5%	1.8%	ADM	Archer-Daniels-Midland Company	Agricultural Products	\$35,498	4/27/21	17.1%	28 bp	36.9%	2.2%	KHC	Kraft Heinz Company	Packaged Foods & Me	\$50,986	4/29/21	2.3%	31 bp	20.1%	0.0%	RF	Regions Financial Corporation	Regional Banks	\$21,087	4/23/21	3.5%		36.8%	5.6%	MGM	MGM Resorts International	Casinos & Gaming	\$20,008	4/28/21	6.2%	-67 bp	20.0%	-4.5%	MAS	Masco Corporation	Building Products	\$16,489	4/28/21	8.5%	302 bp	33.8%	0.8%	PKG	Packaging Corporation of America	Paper Packaging	\$14,250	4/26/21	5.2%	101 bp	19.8%	4.2%	ORLY	O'Reilly Automotive, Inc.	Automotive Retail	\$38,415	4/28/21	10.0%	350 bp	33.8%	2.8%	SO	Southern Company	Electric Utilities	\$68,849	4/29/21	46.7%	-719 bp	19.5%	0.0%	TSLA	Tesla Inc	Automobile Manufacturers	\$649,821	4/26/21	3.3%	-254 bp	33.6%	-8.9%	DTE	DTE Energy Company	Multi-Utilities	\$27,037	4/27/21	7.2%	-79 bp	19.3%	1.8%	PNR	Pentair plc	Industrial Machinery	\$10,830	4/22/21	11.9%	278 bp	32.5%	-0.4%	AMD	Advanced Micro Devices, Inc.	Semiconductors	\$101,918	4/27/21	8.5%	246 bp	19.3%	-2.1%	IR	Ingersoll Rand Inc.	Industrial Machinery	\$21,544	4/28/21	4.9%	-75 bp	32.4%	-2.0%	JNPR	Juniper Networks, Inc.	Communications Equip	\$8,619	4/27/21	1.7%	-5 bp	18.9%	3.6%	GPC	Genuine Parts Company	Distributors	\$18,166	4/22/21	3.7%	131 bp	31.2%	3.5%	TXN	Texas Instruments Incorporated	Semiconductors	\$171,513	4/27/21	7.5%	271 bp	18.8%	-2.9%	GRMN	Garmin Ltd.	Consumer Electronics	\$26,647	4/28/21	16.0%	351 bp	30.9%	0.3%	LH	Laboratory Corporation of America	Health Care Services	\$26,070	4/29/21	6.3%	-29 bp	18.8%	0.0%	FBHS	Fortune Brands Home & Security,	Building Products	\$14,524	4/29/21	8.6%	163 bp	30.9%	0.0%	CE	Celanese Corporation	Specialty Chemicals	\$17,772	4/22/21	5.6%	468 bp	18.8%	0.6%	CARR	Carrier Global Corp.	Building Products	\$38,379	4/29/21	8.1%	122 bp	30.8%	0.0%	SBUX	Starbucks Corporation	Restaurants	\$135,069	4/27/21	-1.4%	252 bp	18.7%	-1.9%																																				
COF	Capital One Financial Corporation	Consumer Finance	\$68,143	4/27/21	1.0%		89.4%	6.8%	DOW	Dow, Inc.	Commodity Chemicals	\$47,852	4/22/21	7.7%	155 bp	29.1%	3.3%	SIVB	SVB Financial Group	Regional Banks	\$31,317	4/22/21	26.3%		74.1%	9.9%	CBRE	CBRE Group, Inc. Class A	Real Estate Services	\$28,636	4/29/21	2.8%	9 bp	28.7%	0.0%	BIO	Bio-Rad Laboratories, Inc. Class A	Life Sciences Tools & Services	\$19,122	4/29/21	10.0%	969 bp	74.0%	0.0%	SHW	Sherwin-Williams Company	Specialty Chemicals	\$73,180	4/27/21	3.3%	288 bp	26.8%	0.9%	GOOGL	Alphabet Inc. Class A	Interactive Media & Services	\$1,605,769	4/27/21	8.2%	657 bp	68.1%	3.9%	ETR	Entergy Corporation	Electric Utilities	\$21,834	4/28/21	3.8%	127 bp	26.6%	1.2%	ROL	Rollins, Inc.	Environmental & Facilities Servi	\$18,386	4/28/21	3.3%	334 bp	68.0%	1.9%	HCA	HCA Healthcare Inc	Health Care Facilities	\$68,041	4/22/21	2.9%	208 bp	26.2%	-1.6%	AMZN	Amazon.com, Inc.	Internet & Direct Marketing Reta	\$1,749,946	4/29/21	3.9%	245 bp	67.0%	0.0%	AFL	Aflac Incorporated	Life & Health Insurance	\$37,282	4/28/21	5.5%		26.0%	0.6%	TSCO	Tractor Supply Company	Specialty Stores	\$22,136	4/22/21	14.6%	212 bp	63.4%	-0.6%	SWK	Stanley Black & Decker, Inc.	Industrial Machinery	\$33,734	4/28/21	7.1%	248 bp	25.1%	0.7%	UPS	United Parcel Service, Inc. Class I	Air Freight & Logistics	\$176,840	4/27/21	10.7%	421 bp	61.3%	4.3%	MHK	Mohawk Industries, Inc.	Home Furnishings	\$14,866	4/29/21	2.4%	-17 bp	25.1%	0.0%	HBAN	Huntington Bancshares Incorporated	Regional Banks	\$15,847	4/22/21	12.2%		54.6%	5.3%	RJF	Raymond James Financial, Inc.	Investment Banking & I	\$18,187	4/28/21	5.2%		25.0%	0.0%	ILMN	Illumina, Inc.	Life Sciences Tools & Services	\$58,383	4/27/21	18.4%	-578 bp	53.5%	-3.9%	ALGN	Align Technology, Inc.	Health Care Supplies	\$47,825	4/28/21	10.7%	472 bp	24.9%	-2.1%	MCO	Moody's Corporation	Financial Exchanges & Data	\$61,750	4/28/21	14.5%		52.4%	2.4%	CMS	CMS Energy Corporation	Multi-Utilities	\$18,509	4/29/21	3.7%	177 bp	24.6%	0.0%	CAT	Caterpillar Inc.	Construction Machinery & Heav	\$124,040	4/29/21	9.0%	-78 bp	51.8%	0.0%	ENPH	Enphase Energy, Inc.	Semiconductor Equipm	\$19,459	4/27/21	3.3%	244 bp	24.3%	-16.8%	WDC	Western Digital Corporation	Technology Hardware Storage &	\$21,773	4/29/21	4.3%	-32 bp	50.7%	0.0%	YUM	Yum! Brands, Inc.	Restaurants	\$35,507	4/28/21	2.5%	436 bp	24.0%	0.5%	LKQ	LKQ Corporation	Distributors	\$14,150	4/29/21	7.2%	-1 bp	49.7%	0.0%	CINF	Cincinnati Financial Corporation	Property & Casualty In	\$17,956	4/28/21	2.2%		23.4%	3.8%	DHR	Danaher Corporation	Health Care Equipment	\$183,013	4/22/21	12.0%	833 bp	48.8%	-0.4%	RTX	Raytheon Technologies Corporation	Aerospace & Defense	\$125,556	4/27/21	-0.1%	178 bp	22.6%	-0.5%	NXPI	NXP Semiconductors NV	Semiconductors	\$55,360	4/26/21	0.4%	74 bp	45.8%	-2.6%	INTC	Intel Corporation	Semiconductors	\$235,335	4/22/21	4.5%	279 bp	21.6%	-8.7%	TXT	Textron Inc.	Aerospace & Defense	\$14,328	4/29/21	5.0%	47 bp	44.1%	0.0%	BSX	Boston Scientific Corporation	Health Care Equipment	\$62,645	4/28/21	5.2%	137 bp	21.5%	-1.0%	WST	West Pharmaceutical Services, Inc	Health Care Supplies	\$23,968	4/29/21	11.0%	217 bp	43.2%	0.0%	AVY	Avery Dennison Corporation	Paper Packaging	\$17,827	4/28/21	7.8%	118 bp	21.4%	0.9%	AAPL	Apple Inc.	Technology Hardware Storage &	\$2,240,876	4/28/21	16.9%	266 bp	42.7%	-0.8%	DISH	DISH Network Corporation Class	Cable & Satellite	\$23,705	4/29/21	0.1%	-25 bp	20.9%	0.0%	FB	Facebook, Inc. Class A	Interactive Media & Services	\$936,804	4/28/21	10.9%	721 bp	41.1%	6.6%	NOC	Northrop Grumman Corporation	Aerospace & Defense	\$56,694	4/29/21	7.8%	2071 bp	20.8%	0.0%	SYF	Synchrony Financial	Consumer Finance	\$25,846	4/27/21	-4.9%		39.2%	8.5%	MMM	3M Company	Industrial Conglomerate	\$115,384	4/27/21	4.6%	135 bp	20.5%	1.8%	ADM	Archer-Daniels-Midland Company	Agricultural Products	\$35,498	4/27/21	17.1%	28 bp	36.9%	2.2%	KHC	Kraft Heinz Company	Packaged Foods & Me	\$50,986	4/29/21	2.3%	31 bp	20.1%	0.0%	RF	Regions Financial Corporation	Regional Banks	\$21,087	4/23/21	3.5%		36.8%	5.6%	MGM	MGM Resorts International	Casinos & Gaming	\$20,008	4/28/21	6.2%	-67 bp	20.0%	-4.5%	MAS	Masco Corporation	Building Products	\$16,489	4/28/21	8.5%	302 bp	33.8%	0.8%	PKG	Packaging Corporation of America	Paper Packaging	\$14,250	4/26/21	5.2%	101 bp	19.8%	4.2%	ORLY	O'Reilly Automotive, Inc.	Automotive Retail	\$38,415	4/28/21	10.0%	350 bp	33.8%	2.8%	SO	Southern Company	Electric Utilities	\$68,849	4/29/21	46.7%	-719 bp	19.5%	0.0%	TSLA	Tesla Inc	Automobile Manufacturers	\$649,821	4/26/21	3.3%	-254 bp	33.6%	-8.9%	DTE	DTE Energy Company	Multi-Utilities	\$27,037	4/27/21	7.2%	-79 bp	19.3%	1.8%	PNR	Pentair plc	Industrial Machinery	\$10,830	4/22/21	11.9%	278 bp	32.5%	-0.4%	AMD	Advanced Micro Devices, Inc.	Semiconductors	\$101,918	4/27/21	8.5%	246 bp	19.3%	-2.1%	IR	Ingersoll Rand Inc.	Industrial Machinery	\$21,544	4/28/21	4.9%	-75 bp	32.4%	-2.0%	JNPR	Juniper Networks, Inc.	Communications Equip	\$8,619	4/27/21	1.7%	-5 bp	18.9%	3.6%	GPC	Genuine Parts Company	Distributors	\$18,166	4/22/21	3.7%	131 bp	31.2%	3.5%	TXN	Texas Instruments Incorporated	Semiconductors	\$171,513	4/27/21	7.5%	271 bp	18.8%	-2.9%	GRMN	Garmin Ltd.	Consumer Electronics	\$26,647	4/28/21	16.0%	351 bp	30.9%	0.3%	LH	Laboratory Corporation of America	Health Care Services	\$26,070	4/29/21	6.3%	-29 bp	18.8%	0.0%	FBHS	Fortune Brands Home & Security,	Building Products	\$14,524	4/29/21	8.6%	163 bp	30.9%	0.0%	CE	Celanese Corporation	Specialty Chemicals	\$17,772	4/22/21	5.6%	468 bp	18.8%	0.6%	CARR	Carrier Global Corp.	Building Products	\$38,379	4/29/21	8.1%	122 bp	30.8%	0.0%	SBUX	Starbucks Corporation	Restaurants	\$135,069	4/27/21	-1.4%	252 bp	18.7%	-1.9%																																																						
SIVB	SVB Financial Group	Regional Banks	\$31,317	4/22/21	26.3%		74.1%	9.9%	CBRE	CBRE Group, Inc. Class A	Real Estate Services	\$28,636	4/29/21	2.8%	9 bp	28.7%	0.0%	BIO	Bio-Rad Laboratories, Inc. Class A	Life Sciences Tools & Services	\$19,122	4/29/21	10.0%	969 bp	74.0%	0.0%	SHW	Sherwin-Williams Company	Specialty Chemicals	\$73,180	4/27/21	3.3%	288 bp	26.8%	0.9%	GOOGL	Alphabet Inc. Class A	Interactive Media & Services	\$1,605,769	4/27/21	8.2%	657 bp	68.1%	3.9%	ETR	Entergy Corporation	Electric Utilities	\$21,834	4/28/21	3.8%	127 bp	26.6%	1.2%	ROL	Rollins, Inc.	Environmental & Facilities Servi	\$18,386	4/28/21	3.3%	334 bp	68.0%	1.9%	HCA	HCA Healthcare Inc	Health Care Facilities	\$68,041	4/22/21	2.9%	208 bp	26.2%	-1.6%	AMZN	Amazon.com, Inc.	Internet & Direct Marketing Reta	\$1,749,946	4/29/21	3.9%	245 bp	67.0%	0.0%	AFL	Aflac Incorporated	Life & Health Insurance	\$37,282	4/28/21	5.5%		26.0%	0.6%	TSCO	Tractor Supply Company	Specialty Stores	\$22,136	4/22/21	14.6%	212 bp	63.4%	-0.6%	SWK	Stanley Black & Decker, Inc.	Industrial Machinery	\$33,734	4/28/21	7.1%	248 bp	25.1%	0.7%	UPS	United Parcel Service, Inc. Class I	Air Freight & Logistics	\$176,840	4/27/21	10.7%	421 bp	61.3%	4.3%	MHK	Mohawk Industries, Inc.	Home Furnishings	\$14,866	4/29/21	2.4%	-17 bp	25.1%	0.0%	HBAN	Huntington Bancshares Incorporated	Regional Banks	\$15,847	4/22/21	12.2%		54.6%	5.3%	RJF	Raymond James Financial, Inc.	Investment Banking & I	\$18,187	4/28/21	5.2%		25.0%	0.0%	ILMN	Illumina, Inc.	Life Sciences Tools & Services	\$58,383	4/27/21	18.4%	-578 bp	53.5%	-3.9%	ALGN	Align Technology, Inc.	Health Care Supplies	\$47,825	4/28/21	10.7%	472 bp	24.9%	-2.1%	MCO	Moody's Corporation	Financial Exchanges & Data	\$61,750	4/28/21	14.5%		52.4%	2.4%	CMS	CMS Energy Corporation	Multi-Utilities	\$18,509	4/29/21	3.7%	177 bp	24.6%	0.0%	CAT	Caterpillar Inc.	Construction Machinery & Heav	\$124,040	4/29/21	9.0%	-78 bp	51.8%	0.0%	ENPH	Enphase Energy, Inc.	Semiconductor Equipm	\$19,459	4/27/21	3.3%	244 bp	24.3%	-16.8%	WDC	Western Digital Corporation	Technology Hardware Storage &	\$21,773	4/29/21	4.3%	-32 bp	50.7%	0.0%	YUM	Yum! Brands, Inc.	Restaurants	\$35,507	4/28/21	2.5%	436 bp	24.0%	0.5%	LKQ	LKQ Corporation	Distributors	\$14,150	4/29/21	7.2%	-1 bp	49.7%	0.0%	CINF	Cincinnati Financial Corporation	Property & Casualty In	\$17,956	4/28/21	2.2%		23.4%	3.8%	DHR	Danaher Corporation	Health Care Equipment	\$183,013	4/22/21	12.0%	833 bp	48.8%	-0.4%	RTX	Raytheon Technologies Corporation	Aerospace & Defense	\$125,556	4/27/21	-0.1%	178 bp	22.6%	-0.5%	NXPI	NXP Semiconductors NV	Semiconductors	\$55,360	4/26/21	0.4%	74 bp	45.8%	-2.6%	INTC	Intel Corporation	Semiconductors	\$235,335	4/22/21	4.5%	279 bp	21.6%	-8.7%	TXT	Textron Inc.	Aerospace & Defense	\$14,328	4/29/21	5.0%	47 bp	44.1%	0.0%	BSX	Boston Scientific Corporation	Health Care Equipment	\$62,645	4/28/21	5.2%	137 bp	21.5%	-1.0%	WST	West Pharmaceutical Services, Inc	Health Care Supplies	\$23,968	4/29/21	11.0%	217 bp	43.2%	0.0%	AVY	Avery Dennison Corporation	Paper Packaging	\$17,827	4/28/21	7.8%	118 bp	21.4%	0.9%	AAPL	Apple Inc.	Technology Hardware Storage &	\$2,240,876	4/28/21	16.9%	266 bp	42.7%	-0.8%	DISH	DISH Network Corporation Class	Cable & Satellite	\$23,705	4/29/21	0.1%	-25 bp	20.9%	0.0%	FB	Facebook, Inc. Class A	Interactive Media & Services	\$936,804	4/28/21	10.9%	721 bp	41.1%	6.6%	NOC	Northrop Grumman Corporation	Aerospace & Defense	\$56,694	4/29/21	7.8%	2071 bp	20.8%	0.0%	SYF	Synchrony Financial	Consumer Finance	\$25,846	4/27/21	-4.9%		39.2%	8.5%	MMM	3M Company	Industrial Conglomerate	\$115,384	4/27/21	4.6%	135 bp	20.5%	1.8%	ADM	Archer-Daniels-Midland Company	Agricultural Products	\$35,498	4/27/21	17.1%	28 bp	36.9%	2.2%	KHC	Kraft Heinz Company	Packaged Foods & Me	\$50,986	4/29/21	2.3%	31 bp	20.1%	0.0%	RF	Regions Financial Corporation	Regional Banks	\$21,087	4/23/21	3.5%		36.8%	5.6%	MGM	MGM Resorts International	Casinos & Gaming	\$20,008	4/28/21	6.2%	-67 bp	20.0%	-4.5%	MAS	Masco Corporation	Building Products	\$16,489	4/28/21	8.5%	302 bp	33.8%	0.8%	PKG	Packaging Corporation of America	Paper Packaging	\$14,250	4/26/21	5.2%	101 bp	19.8%	4.2%	ORLY	O'Reilly Automotive, Inc.	Automotive Retail	\$38,415	4/28/21	10.0%	350 bp	33.8%	2.8%	SO	Southern Company	Electric Utilities	\$68,849	4/29/21	46.7%	-719 bp	19.5%	0.0%	TSLA	Tesla Inc	Automobile Manufacturers	\$649,821	4/26/21	3.3%	-254 bp	33.6%	-8.9%	DTE	DTE Energy Company	Multi-Utilities	\$27,037	4/27/21	7.2%	-79 bp	19.3%	1.8%	PNR	Pentair plc	Industrial Machinery	\$10,830	4/22/21	11.9%	278 bp	32.5%	-0.4%	AMD	Advanced Micro Devices, Inc.	Semiconductors	\$101,918	4/27/21	8.5%	246 bp	19.3%	-2.1%	IR	Ingersoll Rand Inc.	Industrial Machinery	\$21,544	4/28/21	4.9%	-75 bp	32.4%	-2.0%	JNPR	Juniper Networks, Inc.	Communications Equip	\$8,619	4/27/21	1.7%	-5 bp	18.9%	3.6%	GPC	Genuine Parts Company	Distributors	\$18,166	4/22/21	3.7%	131 bp	31.2%	3.5%	TXN	Texas Instruments Incorporated	Semiconductors	\$171,513	4/27/21	7.5%	271 bp	18.8%	-2.9%	GRMN	Garmin Ltd.	Consumer Electronics	\$26,647	4/28/21	16.0%	351 bp	30.9%	0.3%	LH	Laboratory Corporation of America	Health Care Services	\$26,070	4/29/21	6.3%	-29 bp	18.8%	0.0%	FBHS	Fortune Brands Home & Security,	Building Products	\$14,524	4/29/21	8.6%	163 bp	30.9%	0.0%	CE	Celanese Corporation	Specialty Chemicals	\$17,772	4/22/21	5.6%	468 bp	18.8%	0.6%	CARR	Carrier Global Corp.	Building Products	\$38,379	4/29/21	8.1%	122 bp	30.8%	0.0%	SBUX	Starbucks Corporation	Restaurants	\$135,069	4/27/21	-1.4%	252 bp	18.7%	-1.9%																																																																								
BIO	Bio-Rad Laboratories, Inc. Class A	Life Sciences Tools & Services	\$19,122	4/29/21	10.0%	969 bp	74.0%	0.0%	SHW	Sherwin-Williams Company	Specialty Chemicals	\$73,180	4/27/21	3.3%	288 bp	26.8%	0.9%	GOOGL	Alphabet Inc. Class A	Interactive Media & Services	\$1,605,769	4/27/21	8.2%	657 bp	68.1%	3.9%	ETR	Entergy Corporation	Electric Utilities	\$21,834	4/28/21	3.8%	127 bp	26.6%	1.2%	ROL	Rollins, Inc.	Environmental & Facilities Servi	\$18,386	4/28/21	3.3%	334 bp	68.0%	1.9%	HCA	HCA Healthcare Inc	Health Care Facilities	\$68,041	4/22/21	2.9%	208 bp	26.2%	-1.6%	AMZN	Amazon.com, Inc.	Internet & Direct Marketing Reta	\$1,749,946	4/29/21	3.9%	245 bp	67.0%	0.0%	AFL	Aflac Incorporated	Life & Health Insurance	\$37,282	4/28/21	5.5%		26.0%	0.6%	TSCO	Tractor Supply Company	Specialty Stores	\$22,136	4/22/21	14.6%	212 bp	63.4%	-0.6%	SWK	Stanley Black & Decker, Inc.	Industrial Machinery	\$33,734	4/28/21	7.1%	248 bp	25.1%	0.7%	UPS	United Parcel Service, Inc. Class I	Air Freight & Logistics	\$176,840	4/27/21	10.7%	421 bp	61.3%	4.3%	MHK	Mohawk Industries, Inc.	Home Furnishings	\$14,866	4/29/21	2.4%	-17 bp	25.1%	0.0%	HBAN	Huntington Bancshares Incorporated	Regional Banks	\$15,847	4/22/21	12.2%		54.6%	5.3%	RJF	Raymond James Financial, Inc.	Investment Banking & I	\$18,187	4/28/21	5.2%		25.0%	0.0%	ILMN	Illumina, Inc.	Life Sciences Tools & Services	\$58,383	4/27/21	18.4%	-578 bp	53.5%	-3.9%	ALGN	Align Technology, Inc.	Health Care Supplies	\$47,825	4/28/21	10.7%	472 bp	24.9%	-2.1%	MCO	Moody's Corporation	Financial Exchanges & Data	\$61,750	4/28/21	14.5%		52.4%	2.4%	CMS	CMS Energy Corporation	Multi-Utilities	\$18,509	4/29/21	3.7%	177 bp	24.6%	0.0%	CAT	Caterpillar Inc.	Construction Machinery & Heav	\$124,040	4/29/21	9.0%	-78 bp	51.8%	0.0%	ENPH	Enphase Energy, Inc.	Semiconductor Equipm	\$19,459	4/27/21	3.3%	244 bp	24.3%	-16.8%	WDC	Western Digital Corporation	Technology Hardware Storage &	\$21,773	4/29/21	4.3%	-32 bp	50.7%	0.0%	YUM	Yum! Brands, Inc.	Restaurants	\$35,507	4/28/21	2.5%	436 bp	24.0%	0.5%	LKQ	LKQ Corporation	Distributors	\$14,150	4/29/21	7.2%	-1 bp	49.7%	0.0%	CINF	Cincinnati Financial Corporation	Property & Casualty In	\$17,956	4/28/21	2.2%		23.4%	3.8%	DHR	Danaher Corporation	Health Care Equipment	\$183,013	4/22/21	12.0%	833 bp	48.8%	-0.4%	RTX	Raytheon Technologies Corporation	Aerospace & Defense	\$125,556	4/27/21	-0.1%	178 bp	22.6%	-0.5%	NXPI	NXP Semiconductors NV	Semiconductors	\$55,360	4/26/21	0.4%	74 bp	45.8%	-2.6%	INTC	Intel Corporation	Semiconductors	\$235,335	4/22/21	4.5%	279 bp	21.6%	-8.7%	TXT	Textron Inc.	Aerospace & Defense	\$14,328	4/29/21	5.0%	47 bp	44.1%	0.0%	BSX	Boston Scientific Corporation	Health Care Equipment	\$62,645	4/28/21	5.2%	137 bp	21.5%	-1.0%	WST	West Pharmaceutical Services, Inc	Health Care Supplies	\$23,968	4/29/21	11.0%	217 bp	43.2%	0.0%	AVY	Avery Dennison Corporation	Paper Packaging	\$17,827	4/28/21	7.8%	118 bp	21.4%	0.9%	AAPL	Apple Inc.	Technology Hardware Storage &	\$2,240,876	4/28/21	16.9%	266 bp	42.7%	-0.8%	DISH	DISH Network Corporation Class	Cable & Satellite	\$23,705	4/29/21	0.1%	-25 bp	20.9%	0.0%	FB	Facebook, Inc. Class A	Interactive Media & Services	\$936,804	4/28/21	10.9%	721 bp	41.1%	6.6%	NOC	Northrop Grumman Corporation	Aerospace & Defense	\$56,694	4/29/21	7.8%	2071 bp	20.8%	0.0%	SYF	Synchrony Financial	Consumer Finance	\$25,846	4/27/21	-4.9%		39.2%	8.5%	MMM	3M Company	Industrial Conglomerate	\$115,384	4/27/21	4.6%	135 bp	20.5%	1.8%	ADM	Archer-Daniels-Midland Company	Agricultural Products	\$35,498	4/27/21	17.1%	28 bp	36.9%	2.2%	KHC	Kraft Heinz Company	Packaged Foods & Me	\$50,986	4/29/21	2.3%	31 bp	20.1%	0.0%	RF	Regions Financial Corporation	Regional Banks	\$21,087	4/23/21	3.5%		36.8%	5.6%	MGM	MGM Resorts International	Casinos & Gaming	\$20,008	4/28/21	6.2%	-67 bp	20.0%	-4.5%	MAS	Masco Corporation	Building Products	\$16,489	4/28/21	8.5%	302 bp	33.8%	0.8%	PKG	Packaging Corporation of America	Paper Packaging	\$14,250	4/26/21	5.2%	101 bp	19.8%	4.2%	ORLY	O'Reilly Automotive, Inc.	Automotive Retail	\$38,415	4/28/21	10.0%	350 bp	33.8%	2.8%	SO	Southern Company	Electric Utilities	\$68,849	4/29/21	46.7%	-719 bp	19.5%	0.0%	TSLA	Tesla Inc	Automobile Manufacturers	\$649,821	4/26/21	3.3%	-254 bp	33.6%	-8.9%	DTE	DTE Energy Company	Multi-Utilities	\$27,037	4/27/21	7.2%	-79 bp	19.3%	1.8%	PNR	Pentair plc	Industrial Machinery	\$10,830	4/22/21	11.9%	278 bp	32.5%	-0.4%	AMD	Advanced Micro Devices, Inc.	Semiconductors	\$101,918	4/27/21	8.5%	246 bp	19.3%	-2.1%	IR	Ingersoll Rand Inc.	Industrial Machinery	\$21,544	4/28/21	4.9%	-75 bp	32.4%	-2.0%	JNPR	Juniper Networks, Inc.	Communications Equip	\$8,619	4/27/21	1.7%	-5 bp	18.9%	3.6%	GPC	Genuine Parts Company	Distributors	\$18,166	4/22/21	3.7%	131 bp	31.2%	3.5%	TXN	Texas Instruments Incorporated	Semiconductors	\$171,513	4/27/21	7.5%	271 bp	18.8%	-2.9%	GRMN	Garmin Ltd.	Consumer Electronics	\$26,647	4/28/21	16.0%	351 bp	30.9%	0.3%	LH	Laboratory Corporation of America	Health Care Services	\$26,070	4/29/21	6.3%	-29 bp	18.8%	0.0%	FBHS	Fortune Brands Home & Security,	Building Products	\$14,524	4/29/21	8.6%	163 bp	30.9%	0.0%	CE	Celanese Corporation	Specialty Chemicals	\$17,772	4/22/21	5.6%	468 bp	18.8%	0.6%	CARR	Carrier Global Corp.	Building Products	\$38,379	4/29/21	8.1%	122 bp	30.8%	0.0%	SBUX	Starbucks Corporation	Restaurants	\$135,069	4/27/21	-1.4%	252 bp	18.7%	-1.9%																																																																																										
GOOGL	Alphabet Inc. Class A	Interactive Media & Services	\$1,605,769	4/27/21	8.2%	657 bp	68.1%	3.9%	ETR	Entergy Corporation	Electric Utilities	\$21,834	4/28/21	3.8%	127 bp	26.6%	1.2%	ROL	Rollins, Inc.	Environmental & Facilities Servi	\$18,386	4/28/21	3.3%	334 bp	68.0%	1.9%	HCA	HCA Healthcare Inc	Health Care Facilities	\$68,041	4/22/21	2.9%	208 bp	26.2%	-1.6%	AMZN	Amazon.com, Inc.	Internet & Direct Marketing Reta	\$1,749,946	4/29/21	3.9%	245 bp	67.0%	0.0%	AFL	Aflac Incorporated	Life & Health Insurance	\$37,282	4/28/21	5.5%		26.0%	0.6%	TSCO	Tractor Supply Company	Specialty Stores	\$22,136	4/22/21	14.6%	212 bp	63.4%	-0.6%	SWK	Stanley Black & Decker, Inc.	Industrial Machinery	\$33,734	4/28/21	7.1%	248 bp	25.1%	0.7%	UPS	United Parcel Service, Inc. Class I	Air Freight & Logistics	\$176,840	4/27/21	10.7%	421 bp	61.3%	4.3%	MHK	Mohawk Industries, Inc.	Home Furnishings	\$14,866	4/29/21	2.4%	-17 bp	25.1%	0.0%	HBAN	Huntington Bancshares Incorporated	Regional Banks	\$15,847	4/22/21	12.2%		54.6%	5.3%	RJF	Raymond James Financial, Inc.	Investment Banking & I	\$18,187	4/28/21	5.2%		25.0%	0.0%	ILMN	Illumina, Inc.	Life Sciences Tools & Services	\$58,383	4/27/21	18.4%	-578 bp	53.5%	-3.9%	ALGN	Align Technology, Inc.	Health Care Supplies	\$47,825	4/28/21	10.7%	472 bp	24.9%	-2.1%	MCO	Moody's Corporation	Financial Exchanges & Data	\$61,750	4/28/21	14.5%		52.4%	2.4%	CMS	CMS Energy Corporation	Multi-Utilities	\$18,509	4/29/21	3.7%	177 bp	24.6%	0.0%	CAT	Caterpillar Inc.	Construction Machinery & Heav	\$124,040	4/29/21	9.0%	-78 bp	51.8%	0.0%	ENPH	Enphase Energy, Inc.	Semiconductor Equipm	\$19,459	4/27/21	3.3%	244 bp	24.3%	-16.8%	WDC	Western Digital Corporation	Technology Hardware Storage &	\$21,773	4/29/21	4.3%	-32 bp	50.7%	0.0%	YUM	Yum! Brands, Inc.	Restaurants	\$35,507	4/28/21	2.5%	436 bp	24.0%	0.5%	LKQ	LKQ Corporation	Distributors	\$14,150	4/29/21	7.2%	-1 bp	49.7%	0.0%	CINF	Cincinnati Financial Corporation	Property & Casualty In	\$17,956	4/28/21	2.2%		23.4%	3.8%	DHR	Danaher Corporation	Health Care Equipment	\$183,013	4/22/21	12.0%	833 bp	48.8%	-0.4%	RTX	Raytheon Technologies Corporation	Aerospace & Defense	\$125,556	4/27/21	-0.1%	178 bp	22.6%	-0.5%	NXPI	NXP Semiconductors NV	Semiconductors	\$55,360	4/26/21	0.4%	74 bp	45.8%	-2.6%	INTC	Intel Corporation	Semiconductors	\$235,335	4/22/21	4.5%	279 bp	21.6%	-8.7%	TXT	Textron Inc.	Aerospace & Defense	\$14,328	4/29/21	5.0%	47 bp	44.1%	0.0%	BSX	Boston Scientific Corporation	Health Care Equipment	\$62,645	4/28/21	5.2%	137 bp	21.5%	-1.0%	WST	West Pharmaceutical Services, Inc	Health Care Supplies	\$23,968	4/29/21	11.0%	217 bp	43.2%	0.0%	AVY	Avery Dennison Corporation	Paper Packaging	\$17,827	4/28/21	7.8%	118 bp	21.4%	0.9%	AAPL	Apple Inc.	Technology Hardware Storage &	\$2,240,876	4/28/21	16.9%	266 bp	42.7%	-0.8%	DISH	DISH Network Corporation Class	Cable & Satellite	\$23,705	4/29/21	0.1%	-25 bp	20.9%	0.0%	FB	Facebook, Inc. Class A	Interactive Media & Services	\$936,804	4/28/21	10.9%	721 bp	41.1%	6.6%	NOC	Northrop Grumman Corporation	Aerospace & Defense	\$56,694	4/29/21	7.8%	2071 bp	20.8%	0.0%	SYF	Synchrony Financial	Consumer Finance	\$25,846	4/27/21	-4.9%		39.2%	8.5%	MMM	3M Company	Industrial Conglomerate	\$115,384	4/27/21	4.6%	135 bp	20.5%	1.8%	ADM	Archer-Daniels-Midland Company	Agricultural Products	\$35,498	4/27/21	17.1%	28 bp	36.9%	2.2%	KHC	Kraft Heinz Company	Packaged Foods & Me	\$50,986	4/29/21	2.3%	31 bp	20.1%	0.0%	RF	Regions Financial Corporation	Regional Banks	\$21,087	4/23/21	3.5%		36.8%	5.6%	MGM	MGM Resorts International	Casinos & Gaming	\$20,008	4/28/21	6.2%	-67 bp	20.0%	-4.5%	MAS	Masco Corporation	Building Products	\$16,489	4/28/21	8.5%	302 bp	33.8%	0.8%	PKG	Packaging Corporation of America	Paper Packaging	\$14,250	4/26/21	5.2%	101 bp	19.8%	4.2%	ORLY	O'Reilly Automotive, Inc.	Automotive Retail	\$38,415	4/28/21	10.0%	350 bp	33.8%	2.8%	SO	Southern Company	Electric Utilities	\$68,849	4/29/21	46.7%	-719 bp	19.5%	0.0%	TSLA	Tesla Inc	Automobile Manufacturers	\$649,821	4/26/21	3.3%	-254 bp	33.6%	-8.9%	DTE	DTE Energy Company	Multi-Utilities	\$27,037	4/27/21	7.2%	-79 bp	19.3%	1.8%	PNR	Pentair plc	Industrial Machinery	\$10,830	4/22/21	11.9%	278 bp	32.5%	-0.4%	AMD	Advanced Micro Devices, Inc.	Semiconductors	\$101,918	4/27/21	8.5%	246 bp	19.3%	-2.1%	IR	Ingersoll Rand Inc.	Industrial Machinery	\$21,544	4/28/21	4.9%	-75 bp	32.4%	-2.0%	JNPR	Juniper Networks, Inc.	Communications Equip	\$8,619	4/27/21	1.7%	-5 bp	18.9%	3.6%	GPC	Genuine Parts Company	Distributors	\$18,166	4/22/21	3.7%	131 bp	31.2%	3.5%	TXN	Texas Instruments Incorporated	Semiconductors	\$171,513	4/27/21	7.5%	271 bp	18.8%	-2.9%	GRMN	Garmin Ltd.	Consumer Electronics	\$26,647	4/28/21	16.0%	351 bp	30.9%	0.3%	LH	Laboratory Corporation of America	Health Care Services	\$26,070	4/29/21	6.3%	-29 bp	18.8%	0.0%	FBHS	Fortune Brands Home & Security,	Building Products	\$14,524	4/29/21	8.6%	163 bp	30.9%	0.0%	CE	Celanese Corporation	Specialty Chemicals	\$17,772	4/22/21	5.6%	468 bp	18.8%	0.6%	CARR	Carrier Global Corp.	Building Products	\$38,379	4/29/21	8.1%	122 bp	30.8%	0.0%	SBUX	Starbucks Corporation	Restaurants	\$135,069	4/27/21	-1.4%	252 bp	18.7%	-1.9%																																																																																																												
ROL	Rollins, Inc.	Environmental & Facilities Servi	\$18,386	4/28/21	3.3%	334 bp	68.0%	1.9%	HCA	HCA Healthcare Inc	Health Care Facilities	\$68,041	4/22/21	2.9%	208 bp	26.2%	-1.6%	AMZN	Amazon.com, Inc.	Internet & Direct Marketing Reta	\$1,749,946	4/29/21	3.9%	245 bp	67.0%	0.0%	AFL	Aflac Incorporated	Life & Health Insurance	\$37,282	4/28/21	5.5%		26.0%	0.6%	TSCO	Tractor Supply Company	Specialty Stores	\$22,136	4/22/21	14.6%	212 bp	63.4%	-0.6%	SWK	Stanley Black & Decker, Inc.	Industrial Machinery	\$33,734	4/28/21	7.1%	248 bp	25.1%	0.7%	UPS	United Parcel Service, Inc. Class I	Air Freight & Logistics	\$176,840	4/27/21	10.7%	421 bp	61.3%	4.3%	MHK	Mohawk Industries, Inc.	Home Furnishings	\$14,866	4/29/21	2.4%	-17 bp	25.1%	0.0%	HBAN	Huntington Bancshares Incorporated	Regional Banks	\$15,847	4/22/21	12.2%		54.6%	5.3%	RJF	Raymond James Financial, Inc.	Investment Banking & I	\$18,187	4/28/21	5.2%		25.0%	0.0%	ILMN	Illumina, Inc.	Life Sciences Tools & Services	\$58,383	4/27/21	18.4%	-578 bp	53.5%	-3.9%	ALGN	Align Technology, Inc.	Health Care Supplies	\$47,825	4/28/21	10.7%	472 bp	24.9%	-2.1%	MCO	Moody's Corporation	Financial Exchanges & Data	\$61,750	4/28/21	14.5%		52.4%	2.4%	CMS	CMS Energy Corporation	Multi-Utilities	\$18,509	4/29/21	3.7%	177 bp	24.6%	0.0%	CAT	Caterpillar Inc.	Construction Machinery & Heav	\$124,040	4/29/21	9.0%	-78 bp	51.8%	0.0%	ENPH	Enphase Energy, Inc.	Semiconductor Equipm	\$19,459	4/27/21	3.3%	244 bp	24.3%	-16.8%	WDC	Western Digital Corporation	Technology Hardware Storage &	\$21,773	4/29/21	4.3%	-32 bp	50.7%	0.0%	YUM	Yum! Brands, Inc.	Restaurants	\$35,507	4/28/21	2.5%	436 bp	24.0%	0.5%	LKQ	LKQ Corporation	Distributors	\$14,150	4/29/21	7.2%	-1 bp	49.7%	0.0%	CINF	Cincinnati Financial Corporation	Property & Casualty In	\$17,956	4/28/21	2.2%		23.4%	3.8%	DHR	Danaher Corporation	Health Care Equipment	\$183,013	4/22/21	12.0%	833 bp	48.8%	-0.4%	RTX	Raytheon Technologies Corporation	Aerospace & Defense	\$125,556	4/27/21	-0.1%	178 bp	22.6%	-0.5%	NXPI	NXP Semiconductors NV	Semiconductors	\$55,360	4/26/21	0.4%	74 bp	45.8%	-2.6%	INTC	Intel Corporation	Semiconductors	\$235,335	4/22/21	4.5%	279 bp	21.6%	-8.7%	TXT	Textron Inc.	Aerospace & Defense	\$14,328	4/29/21	5.0%	47 bp	44.1%	0.0%	BSX	Boston Scientific Corporation	Health Care Equipment	\$62,645	4/28/21	5.2%	137 bp	21.5%	-1.0%	WST	West Pharmaceutical Services, Inc	Health Care Supplies	\$23,968	4/29/21	11.0%	217 bp	43.2%	0.0%	AVY	Avery Dennison Corporation	Paper Packaging	\$17,827	4/28/21	7.8%	118 bp	21.4%	0.9%	AAPL	Apple Inc.	Technology Hardware Storage &	\$2,240,876	4/28/21	16.9%	266 bp	42.7%	-0.8%	DISH	DISH Network Corporation Class	Cable & Satellite	\$23,705	4/29/21	0.1%	-25 bp	20.9%	0.0%	FB	Facebook, Inc. Class A	Interactive Media & Services	\$936,804	4/28/21	10.9%	721 bp	41.1%	6.6%	NOC	Northrop Grumman Corporation	Aerospace & Defense	\$56,694	4/29/21	7.8%	2071 bp	20.8%	0.0%	SYF	Synchrony Financial	Consumer Finance	\$25,846	4/27/21	-4.9%		39.2%	8.5%	MMM	3M Company	Industrial Conglomerate	\$115,384	4/27/21	4.6%	135 bp	20.5%	1.8%	ADM	Archer-Daniels-Midland Company	Agricultural Products	\$35,498	4/27/21	17.1%	28 bp	36.9%	2.2%	KHC	Kraft Heinz Company	Packaged Foods & Me	\$50,986	4/29/21	2.3%	31 bp	20.1%	0.0%	RF	Regions Financial Corporation	Regional Banks	\$21,087	4/23/21	3.5%		36.8%	5.6%	MGM	MGM Resorts International	Casinos & Gaming	\$20,008	4/28/21	6.2%	-67 bp	20.0%	-4.5%	MAS	Masco Corporation	Building Products	\$16,489	4/28/21	8.5%	302 bp	33.8%	0.8%	PKG	Packaging Corporation of America	Paper Packaging	\$14,250	4/26/21	5.2%	101 bp	19.8%	4.2%	ORLY	O'Reilly Automotive, Inc.	Automotive Retail	\$38,415	4/28/21	10.0%	350 bp	33.8%	2.8%	SO	Southern Company	Electric Utilities	\$68,849	4/29/21	46.7%	-719 bp	19.5%	0.0%	TSLA	Tesla Inc	Automobile Manufacturers	\$649,821	4/26/21	3.3%	-254 bp	33.6%	-8.9%	DTE	DTE Energy Company	Multi-Utilities	\$27,037	4/27/21	7.2%	-79 bp	19.3%	1.8%	PNR	Pentair plc	Industrial Machinery	\$10,830	4/22/21	11.9%	278 bp	32.5%	-0.4%	AMD	Advanced Micro Devices, Inc.	Semiconductors	\$101,918	4/27/21	8.5%	246 bp	19.3%	-2.1%	IR	Ingersoll Rand Inc.	Industrial Machinery	\$21,544	4/28/21	4.9%	-75 bp	32.4%	-2.0%	JNPR	Juniper Networks, Inc.	Communications Equip	\$8,619	4/27/21	1.7%	-5 bp	18.9%	3.6%	GPC	Genuine Parts Company	Distributors	\$18,166	4/22/21	3.7%	131 bp	31.2%	3.5%	TXN	Texas Instruments Incorporated	Semiconductors	\$171,513	4/27/21	7.5%	271 bp	18.8%	-2.9%	GRMN	Garmin Ltd.	Consumer Electronics	\$26,647	4/28/21	16.0%	351 bp	30.9%	0.3%	LH	Laboratory Corporation of America	Health Care Services	\$26,070	4/29/21	6.3%	-29 bp	18.8%	0.0%	FBHS	Fortune Brands Home & Security,	Building Products	\$14,524	4/29/21	8.6%	163 bp	30.9%	0.0%	CE	Celanese Corporation	Specialty Chemicals	\$17,772	4/22/21	5.6%	468 bp	18.8%	0.6%	CARR	Carrier Global Corp.	Building Products	\$38,379	4/29/21	8.1%	122 bp	30.8%	0.0%	SBUX	Starbucks Corporation	Restaurants	\$135,069	4/27/21	-1.4%	252 bp	18.7%	-1.9%																																																																																																																														
AMZN	Amazon.com, Inc.	Internet & Direct Marketing Reta	\$1,749,946	4/29/21	3.9%	245 bp	67.0%	0.0%	AFL	Aflac Incorporated	Life & Health Insurance	\$37,282	4/28/21	5.5%		26.0%	0.6%	TSCO	Tractor Supply Company	Specialty Stores	\$22,136	4/22/21	14.6%	212 bp	63.4%	-0.6%	SWK	Stanley Black & Decker, Inc.	Industrial Machinery	\$33,734	4/28/21	7.1%	248 bp	25.1%	0.7%	UPS	United Parcel Service, Inc. Class I	Air Freight & Logistics	\$176,840	4/27/21	10.7%	421 bp	61.3%	4.3%	MHK	Mohawk Industries, Inc.	Home Furnishings	\$14,866	4/29/21	2.4%	-17 bp	25.1%	0.0%	HBAN	Huntington Bancshares Incorporated	Regional Banks	\$15,847	4/22/21	12.2%		54.6%	5.3%	RJF	Raymond James Financial, Inc.	Investment Banking & I	\$18,187	4/28/21	5.2%		25.0%	0.0%	ILMN	Illumina, Inc.	Life Sciences Tools & Services	\$58,383	4/27/21	18.4%	-578 bp	53.5%	-3.9%	ALGN	Align Technology, Inc.	Health Care Supplies	\$47,825	4/28/21	10.7%	472 bp	24.9%	-2.1%	MCO	Moody's Corporation	Financial Exchanges & Data	\$61,750	4/28/21	14.5%		52.4%	2.4%	CMS	CMS Energy Corporation	Multi-Utilities	\$18,509	4/29/21	3.7%	177 bp	24.6%	0.0%	CAT	Caterpillar Inc.	Construction Machinery & Heav	\$124,040	4/29/21	9.0%	-78 bp	51.8%	0.0%	ENPH	Enphase Energy, Inc.	Semiconductor Equipm	\$19,459	4/27/21	3.3%	244 bp	24.3%	-16.8%	WDC	Western Digital Corporation	Technology Hardware Storage &	\$21,773	4/29/21	4.3%	-32 bp	50.7%	0.0%	YUM	Yum! Brands, Inc.	Restaurants	\$35,507	4/28/21	2.5%	436 bp	24.0%	0.5%	LKQ	LKQ Corporation	Distributors	\$14,150	4/29/21	7.2%	-1 bp	49.7%	0.0%	CINF	Cincinnati Financial Corporation	Property & Casualty In	\$17,956	4/28/21	2.2%		23.4%	3.8%	DHR	Danaher Corporation	Health Care Equipment	\$183,013	4/22/21	12.0%	833 bp	48.8%	-0.4%	RTX	Raytheon Technologies Corporation	Aerospace & Defense	\$125,556	4/27/21	-0.1%	178 bp	22.6%	-0.5%	NXPI	NXP Semiconductors NV	Semiconductors	\$55,360	4/26/21	0.4%	74 bp	45.8%	-2.6%	INTC	Intel Corporation	Semiconductors	\$235,335	4/22/21	4.5%	279 bp	21.6%	-8.7%	TXT	Textron Inc.	Aerospace & Defense	\$14,328	4/29/21	5.0%	47 bp	44.1%	0.0%	BSX	Boston Scientific Corporation	Health Care Equipment	\$62,645	4/28/21	5.2%	137 bp	21.5%	-1.0%	WST	West Pharmaceutical Services, Inc	Health Care Supplies	\$23,968	4/29/21	11.0%	217 bp	43.2%	0.0%	AVY	Avery Dennison Corporation	Paper Packaging	\$17,827	4/28/21	7.8%	118 bp	21.4%	0.9%	AAPL	Apple Inc.	Technology Hardware Storage &	\$2,240,876	4/28/21	16.9%	266 bp	42.7%	-0.8%	DISH	DISH Network Corporation Class	Cable & Satellite	\$23,705	4/29/21	0.1%	-25 bp	20.9%	0.0%	FB	Facebook, Inc. Class A	Interactive Media & Services	\$936,804	4/28/21	10.9%	721 bp	41.1%	6.6%	NOC	Northrop Grumman Corporation	Aerospace & Defense	\$56,694	4/29/21	7.8%	2071 bp	20.8%	0.0%	SYF	Synchrony Financial	Consumer Finance	\$25,846	4/27/21	-4.9%		39.2%	8.5%	MMM	3M Company	Industrial Conglomerate	\$115,384	4/27/21	4.6%	135 bp	20.5%	1.8%	ADM	Archer-Daniels-Midland Company	Agricultural Products	\$35,498	4/27/21	17.1%	28 bp	36.9%	2.2%	KHC	Kraft Heinz Company	Packaged Foods & Me	\$50,986	4/29/21	2.3%	31 bp	20.1%	0.0%	RF	Regions Financial Corporation	Regional Banks	\$21,087	4/23/21	3.5%		36.8%	5.6%	MGM	MGM Resorts International	Casinos & Gaming	\$20,008	4/28/21	6.2%	-67 bp	20.0%	-4.5%	MAS	Masco Corporation	Building Products	\$16,489	4/28/21	8.5%	302 bp	33.8%	0.8%	PKG	Packaging Corporation of America	Paper Packaging	\$14,250	4/26/21	5.2%	101 bp	19.8%	4.2%	ORLY	O'Reilly Automotive, Inc.	Automotive Retail	\$38,415	4/28/21	10.0%	350 bp	33.8%	2.8%	SO	Southern Company	Electric Utilities	\$68,849	4/29/21	46.7%	-719 bp	19.5%	0.0%	TSLA	Tesla Inc	Automobile Manufacturers	\$649,821	4/26/21	3.3%	-254 bp	33.6%	-8.9%	DTE	DTE Energy Company	Multi-Utilities	\$27,037	4/27/21	7.2%	-79 bp	19.3%	1.8%	PNR	Pentair plc	Industrial Machinery	\$10,830	4/22/21	11.9%	278 bp	32.5%	-0.4%	AMD	Advanced Micro Devices, Inc.	Semiconductors	\$101,918	4/27/21	8.5%	246 bp	19.3%	-2.1%	IR	Ingersoll Rand Inc.	Industrial Machinery	\$21,544	4/28/21	4.9%	-75 bp	32.4%	-2.0%	JNPR	Juniper Networks, Inc.	Communications Equip	\$8,619	4/27/21	1.7%	-5 bp	18.9%	3.6%	GPC	Genuine Parts Company	Distributors	\$18,166	4/22/21	3.7%	131 bp	31.2%	3.5%	TXN	Texas Instruments Incorporated	Semiconductors	\$171,513	4/27/21	7.5%	271 bp	18.8%	-2.9%	GRMN	Garmin Ltd.	Consumer Electronics	\$26,647	4/28/21	16.0%	351 bp	30.9%	0.3%	LH	Laboratory Corporation of America	Health Care Services	\$26,070	4/29/21	6.3%	-29 bp	18.8%	0.0%	FBHS	Fortune Brands Home & Security,	Building Products	\$14,524	4/29/21	8.6%	163 bp	30.9%	0.0%	CE	Celanese Corporation	Specialty Chemicals	\$17,772	4/22/21	5.6%	468 bp	18.8%	0.6%	CARR	Carrier Global Corp.	Building Products	\$38,379	4/29/21	8.1%	122 bp	30.8%	0.0%	SBUX	Starbucks Corporation	Restaurants	\$135,069	4/27/21	-1.4%	252 bp	18.7%	-1.9%																																																																																																																																																
TSCO	Tractor Supply Company	Specialty Stores	\$22,136	4/22/21	14.6%	212 bp	63.4%	-0.6%	SWK	Stanley Black & Decker, Inc.	Industrial Machinery	\$33,734	4/28/21	7.1%	248 bp	25.1%	0.7%	UPS	United Parcel Service, Inc. Class I	Air Freight & Logistics	\$176,840	4/27/21	10.7%	421 bp	61.3%	4.3%	MHK	Mohawk Industries, Inc.	Home Furnishings	\$14,866	4/29/21	2.4%	-17 bp	25.1%	0.0%	HBAN	Huntington Bancshares Incorporated	Regional Banks	\$15,847	4/22/21	12.2%		54.6%	5.3%	RJF	Raymond James Financial, Inc.	Investment Banking & I	\$18,187	4/28/21	5.2%		25.0%	0.0%	ILMN	Illumina, Inc.	Life Sciences Tools & Services	\$58,383	4/27/21	18.4%	-578 bp	53.5%	-3.9%	ALGN	Align Technology, Inc.	Health Care Supplies	\$47,825	4/28/21	10.7%	472 bp	24.9%	-2.1%	MCO	Moody's Corporation	Financial Exchanges & Data	\$61,750	4/28/21	14.5%		52.4%	2.4%	CMS	CMS Energy Corporation	Multi-Utilities	\$18,509	4/29/21	3.7%	177 bp	24.6%	0.0%	CAT	Caterpillar Inc.	Construction Machinery & Heav	\$124,040	4/29/21	9.0%	-78 bp	51.8%	0.0%	ENPH	Enphase Energy, Inc.	Semiconductor Equipm	\$19,459	4/27/21	3.3%	244 bp	24.3%	-16.8%	WDC	Western Digital Corporation	Technology Hardware Storage &	\$21,773	4/29/21	4.3%	-32 bp	50.7%	0.0%	YUM	Yum! Brands, Inc.	Restaurants	\$35,507	4/28/21	2.5%	436 bp	24.0%	0.5%	LKQ	LKQ Corporation	Distributors	\$14,150	4/29/21	7.2%	-1 bp	49.7%	0.0%	CINF	Cincinnati Financial Corporation	Property & Casualty In	\$17,956	4/28/21	2.2%		23.4%	3.8%	DHR	Danaher Corporation	Health Care Equipment	\$183,013	4/22/21	12.0%	833 bp	48.8%	-0.4%	RTX	Raytheon Technologies Corporation	Aerospace & Defense	\$125,556	4/27/21	-0.1%	178 bp	22.6%	-0.5%	NXPI	NXP Semiconductors NV	Semiconductors	\$55,360	4/26/21	0.4%	74 bp	45.8%	-2.6%	INTC	Intel Corporation	Semiconductors	\$235,335	4/22/21	4.5%	279 bp	21.6%	-8.7%	TXT	Textron Inc.	Aerospace & Defense	\$14,328	4/29/21	5.0%	47 bp	44.1%	0.0%	BSX	Boston Scientific Corporation	Health Care Equipment	\$62,645	4/28/21	5.2%	137 bp	21.5%	-1.0%	WST	West Pharmaceutical Services, Inc	Health Care Supplies	\$23,968	4/29/21	11.0%	217 bp	43.2%	0.0%	AVY	Avery Dennison Corporation	Paper Packaging	\$17,827	4/28/21	7.8%	118 bp	21.4%	0.9%	AAPL	Apple Inc.	Technology Hardware Storage &	\$2,240,876	4/28/21	16.9%	266 bp	42.7%	-0.8%	DISH	DISH Network Corporation Class	Cable & Satellite	\$23,705	4/29/21	0.1%	-25 bp	20.9%	0.0%	FB	Facebook, Inc. Class A	Interactive Media & Services	\$936,804	4/28/21	10.9%	721 bp	41.1%	6.6%	NOC	Northrop Grumman Corporation	Aerospace & Defense	\$56,694	4/29/21	7.8%	2071 bp	20.8%	0.0%	SYF	Synchrony Financial	Consumer Finance	\$25,846	4/27/21	-4.9%		39.2%	8.5%	MMM	3M Company	Industrial Conglomerate	\$115,384	4/27/21	4.6%	135 bp	20.5%	1.8%	ADM	Archer-Daniels-Midland Company	Agricultural Products	\$35,498	4/27/21	17.1%	28 bp	36.9%	2.2%	KHC	Kraft Heinz Company	Packaged Foods & Me	\$50,986	4/29/21	2.3%	31 bp	20.1%	0.0%	RF	Regions Financial Corporation	Regional Banks	\$21,087	4/23/21	3.5%		36.8%	5.6%	MGM	MGM Resorts International	Casinos & Gaming	\$20,008	4/28/21	6.2%	-67 bp	20.0%	-4.5%	MAS	Masco Corporation	Building Products	\$16,489	4/28/21	8.5%	302 bp	33.8%	0.8%	PKG	Packaging Corporation of America	Paper Packaging	\$14,250	4/26/21	5.2%	101 bp	19.8%	4.2%	ORLY	O'Reilly Automotive, Inc.	Automotive Retail	\$38,415	4/28/21	10.0%	350 bp	33.8%	2.8%	SO	Southern Company	Electric Utilities	\$68,849	4/29/21	46.7%	-719 bp	19.5%	0.0%	TSLA	Tesla Inc	Automobile Manufacturers	\$649,821	4/26/21	3.3%	-254 bp	33.6%	-8.9%	DTE	DTE Energy Company	Multi-Utilities	\$27,037	4/27/21	7.2%	-79 bp	19.3%	1.8%	PNR	Pentair plc	Industrial Machinery	\$10,830	4/22/21	11.9%	278 bp	32.5%	-0.4%	AMD	Advanced Micro Devices, Inc.	Semiconductors	\$101,918	4/27/21	8.5%	246 bp	19.3%	-2.1%	IR	Ingersoll Rand Inc.	Industrial Machinery	\$21,544	4/28/21	4.9%	-75 bp	32.4%	-2.0%	JNPR	Juniper Networks, Inc.	Communications Equip	\$8,619	4/27/21	1.7%	-5 bp	18.9%	3.6%	GPC	Genuine Parts Company	Distributors	\$18,166	4/22/21	3.7%	131 bp	31.2%	3.5%	TXN	Texas Instruments Incorporated	Semiconductors	\$171,513	4/27/21	7.5%	271 bp	18.8%	-2.9%	GRMN	Garmin Ltd.	Consumer Electronics	\$26,647	4/28/21	16.0%	351 bp	30.9%	0.3%	LH	Laboratory Corporation of America	Health Care Services	\$26,070	4/29/21	6.3%	-29 bp	18.8%	0.0%	FBHS	Fortune Brands Home & Security,	Building Products	\$14,524	4/29/21	8.6%	163 bp	30.9%	0.0%	CE	Celanese Corporation	Specialty Chemicals	\$17,772	4/22/21	5.6%	468 bp	18.8%	0.6%	CARR	Carrier Global Corp.	Building Products	\$38,379	4/29/21	8.1%	122 bp	30.8%	0.0%	SBUX	Starbucks Corporation	Restaurants	\$135,069	4/27/21	-1.4%	252 bp	18.7%	-1.9%																																																																																																																																																																		
UPS	United Parcel Service, Inc. Class I	Air Freight & Logistics	\$176,840	4/27/21	10.7%	421 bp	61.3%	4.3%	MHK	Mohawk Industries, Inc.	Home Furnishings	\$14,866	4/29/21	2.4%	-17 bp	25.1%	0.0%	HBAN	Huntington Bancshares Incorporated	Regional Banks	\$15,847	4/22/21	12.2%		54.6%	5.3%	RJF	Raymond James Financial, Inc.	Investment Banking & I	\$18,187	4/28/21	5.2%		25.0%	0.0%	ILMN	Illumina, Inc.	Life Sciences Tools & Services	\$58,383	4/27/21	18.4%	-578 bp	53.5%	-3.9%	ALGN	Align Technology, Inc.	Health Care Supplies	\$47,825	4/28/21	10.7%	472 bp	24.9%	-2.1%	MCO	Moody's Corporation	Financial Exchanges & Data	\$61,750	4/28/21	14.5%		52.4%	2.4%	CMS	CMS Energy Corporation	Multi-Utilities	\$18,509	4/29/21	3.7%	177 bp	24.6%	0.0%	CAT	Caterpillar Inc.	Construction Machinery & Heav	\$124,040	4/29/21	9.0%	-78 bp	51.8%	0.0%	ENPH	Enphase Energy, Inc.	Semiconductor Equipm	\$19,459	4/27/21	3.3%	244 bp	24.3%	-16.8%	WDC	Western Digital Corporation	Technology Hardware Storage &	\$21,773	4/29/21	4.3%	-32 bp	50.7%	0.0%	YUM	Yum! Brands, Inc.	Restaurants	\$35,507	4/28/21	2.5%	436 bp	24.0%	0.5%	LKQ	LKQ Corporation	Distributors	\$14,150	4/29/21	7.2%	-1 bp	49.7%	0.0%	CINF	Cincinnati Financial Corporation	Property & Casualty In	\$17,956	4/28/21	2.2%		23.4%	3.8%	DHR	Danaher Corporation	Health Care Equipment	\$183,013	4/22/21	12.0%	833 bp	48.8%	-0.4%	RTX	Raytheon Technologies Corporation	Aerospace & Defense	\$125,556	4/27/21	-0.1%	178 bp	22.6%	-0.5%	NXPI	NXP Semiconductors NV	Semiconductors	\$55,360	4/26/21	0.4%	74 bp	45.8%	-2.6%	INTC	Intel Corporation	Semiconductors	\$235,335	4/22/21	4.5%	279 bp	21.6%	-8.7%	TXT	Textron Inc.	Aerospace & Defense	\$14,328	4/29/21	5.0%	47 bp	44.1%	0.0%	BSX	Boston Scientific Corporation	Health Care Equipment	\$62,645	4/28/21	5.2%	137 bp	21.5%	-1.0%	WST	West Pharmaceutical Services, Inc	Health Care Supplies	\$23,968	4/29/21	11.0%	217 bp	43.2%	0.0%	AVY	Avery Dennison Corporation	Paper Packaging	\$17,827	4/28/21	7.8%	118 bp	21.4%	0.9%	AAPL	Apple Inc.	Technology Hardware Storage &	\$2,240,876	4/28/21	16.9%	266 bp	42.7%	-0.8%	DISH	DISH Network Corporation Class	Cable & Satellite	\$23,705	4/29/21	0.1%	-25 bp	20.9%	0.0%	FB	Facebook, Inc. Class A	Interactive Media & Services	\$936,804	4/28/21	10.9%	721 bp	41.1%	6.6%	NOC	Northrop Grumman Corporation	Aerospace & Defense	\$56,694	4/29/21	7.8%	2071 bp	20.8%	0.0%	SYF	Synchrony Financial	Consumer Finance	\$25,846	4/27/21	-4.9%		39.2%	8.5%	MMM	3M Company	Industrial Conglomerate	\$115,384	4/27/21	4.6%	135 bp	20.5%	1.8%	ADM	Archer-Daniels-Midland Company	Agricultural Products	\$35,498	4/27/21	17.1%	28 bp	36.9%	2.2%	KHC	Kraft Heinz Company	Packaged Foods & Me	\$50,986	4/29/21	2.3%	31 bp	20.1%	0.0%	RF	Regions Financial Corporation	Regional Banks	\$21,087	4/23/21	3.5%		36.8%	5.6%	MGM	MGM Resorts International	Casinos & Gaming	\$20,008	4/28/21	6.2%	-67 bp	20.0%	-4.5%	MAS	Masco Corporation	Building Products	\$16,489	4/28/21	8.5%	302 bp	33.8%	0.8%	PKG	Packaging Corporation of America	Paper Packaging	\$14,250	4/26/21	5.2%	101 bp	19.8%	4.2%	ORLY	O'Reilly Automotive, Inc.	Automotive Retail	\$38,415	4/28/21	10.0%	350 bp	33.8%	2.8%	SO	Southern Company	Electric Utilities	\$68,849	4/29/21	46.7%	-719 bp	19.5%	0.0%	TSLA	Tesla Inc	Automobile Manufacturers	\$649,821	4/26/21	3.3%	-254 bp	33.6%	-8.9%	DTE	DTE Energy Company	Multi-Utilities	\$27,037	4/27/21	7.2%	-79 bp	19.3%	1.8%	PNR	Pentair plc	Industrial Machinery	\$10,830	4/22/21	11.9%	278 bp	32.5%	-0.4%	AMD	Advanced Micro Devices, Inc.	Semiconductors	\$101,918	4/27/21	8.5%	246 bp	19.3%	-2.1%	IR	Ingersoll Rand Inc.	Industrial Machinery	\$21,544	4/28/21	4.9%	-75 bp	32.4%	-2.0%	JNPR	Juniper Networks, Inc.	Communications Equip	\$8,619	4/27/21	1.7%	-5 bp	18.9%	3.6%	GPC	Genuine Parts Company	Distributors	\$18,166	4/22/21	3.7%	131 bp	31.2%	3.5%	TXN	Texas Instruments Incorporated	Semiconductors	\$171,513	4/27/21	7.5%	271 bp	18.8%	-2.9%	GRMN	Garmin Ltd.	Consumer Electronics	\$26,647	4/28/21	16.0%	351 bp	30.9%	0.3%	LH	Laboratory Corporation of America	Health Care Services	\$26,070	4/29/21	6.3%	-29 bp	18.8%	0.0%	FBHS	Fortune Brands Home & Security,	Building Products	\$14,524	4/29/21	8.6%	163 bp	30.9%	0.0%	CE	Celanese Corporation	Specialty Chemicals	\$17,772	4/22/21	5.6%	468 bp	18.8%	0.6%	CARR	Carrier Global Corp.	Building Products	\$38,379	4/29/21	8.1%	122 bp	30.8%	0.0%	SBUX	Starbucks Corporation	Restaurants	\$135,069	4/27/21	-1.4%	252 bp	18.7%	-1.9%																																																																																																																																																																																				
HBAN	Huntington Bancshares Incorporated	Regional Banks	\$15,847	4/22/21	12.2%		54.6%	5.3%	RJF	Raymond James Financial, Inc.	Investment Banking & I	\$18,187	4/28/21	5.2%		25.0%	0.0%	ILMN	Illumina, Inc.	Life Sciences Tools & Services	\$58,383	4/27/21	18.4%	-578 bp	53.5%	-3.9%	ALGN	Align Technology, Inc.	Health Care Supplies	\$47,825	4/28/21	10.7%	472 bp	24.9%	-2.1%	MCO	Moody's Corporation	Financial Exchanges & Data	\$61,750	4/28/21	14.5%		52.4%	2.4%	CMS	CMS Energy Corporation	Multi-Utilities	\$18,509	4/29/21	3.7%	177 bp	24.6%	0.0%	CAT	Caterpillar Inc.	Construction Machinery & Heav	\$124,040	4/29/21	9.0%	-78 bp	51.8%	0.0%	ENPH	Enphase Energy, Inc.	Semiconductor Equipm	\$19,459	4/27/21	3.3%	244 bp	24.3%	-16.8%	WDC	Western Digital Corporation	Technology Hardware Storage &	\$21,773	4/29/21	4.3%	-32 bp	50.7%	0.0%	YUM	Yum! Brands, Inc.	Restaurants	\$35,507	4/28/21	2.5%	436 bp	24.0%	0.5%	LKQ	LKQ Corporation	Distributors	\$14,150	4/29/21	7.2%	-1 bp	49.7%	0.0%	CINF	Cincinnati Financial Corporation	Property & Casualty In	\$17,956	4/28/21	2.2%		23.4%	3.8%	DHR	Danaher Corporation	Health Care Equipment	\$183,013	4/22/21	12.0%	833 bp	48.8%	-0.4%	RTX	Raytheon Technologies Corporation	Aerospace & Defense	\$125,556	4/27/21	-0.1%	178 bp	22.6%	-0.5%	NXPI	NXP Semiconductors NV	Semiconductors	\$55,360	4/26/21	0.4%	74 bp	45.8%	-2.6%	INTC	Intel Corporation	Semiconductors	\$235,335	4/22/21	4.5%	279 bp	21.6%	-8.7%	TXT	Textron Inc.	Aerospace & Defense	\$14,328	4/29/21	5.0%	47 bp	44.1%	0.0%	BSX	Boston Scientific Corporation	Health Care Equipment	\$62,645	4/28/21	5.2%	137 bp	21.5%	-1.0%	WST	West Pharmaceutical Services, Inc	Health Care Supplies	\$23,968	4/29/21	11.0%	217 bp	43.2%	0.0%	AVY	Avery Dennison Corporation	Paper Packaging	\$17,827	4/28/21	7.8%	118 bp	21.4%	0.9%	AAPL	Apple Inc.	Technology Hardware Storage &	\$2,240,876	4/28/21	16.9%	266 bp	42.7%	-0.8%	DISH	DISH Network Corporation Class	Cable & Satellite	\$23,705	4/29/21	0.1%	-25 bp	20.9%	0.0%	FB	Facebook, Inc. Class A	Interactive Media & Services	\$936,804	4/28/21	10.9%	721 bp	41.1%	6.6%	NOC	Northrop Grumman Corporation	Aerospace & Defense	\$56,694	4/29/21	7.8%	2071 bp	20.8%	0.0%	SYF	Synchrony Financial	Consumer Finance	\$25,846	4/27/21	-4.9%		39.2%	8.5%	MMM	3M Company	Industrial Conglomerate	\$115,384	4/27/21	4.6%	135 bp	20.5%	1.8%	ADM	Archer-Daniels-Midland Company	Agricultural Products	\$35,498	4/27/21	17.1%	28 bp	36.9%	2.2%	KHC	Kraft Heinz Company	Packaged Foods & Me	\$50,986	4/29/21	2.3%	31 bp	20.1%	0.0%	RF	Regions Financial Corporation	Regional Banks	\$21,087	4/23/21	3.5%		36.8%	5.6%	MGM	MGM Resorts International	Casinos & Gaming	\$20,008	4/28/21	6.2%	-67 bp	20.0%	-4.5%	MAS	Masco Corporation	Building Products	\$16,489	4/28/21	8.5%	302 bp	33.8%	0.8%	PKG	Packaging Corporation of America	Paper Packaging	\$14,250	4/26/21	5.2%	101 bp	19.8%	4.2%	ORLY	O'Reilly Automotive, Inc.	Automotive Retail	\$38,415	4/28/21	10.0%	350 bp	33.8%	2.8%	SO	Southern Company	Electric Utilities	\$68,849	4/29/21	46.7%	-719 bp	19.5%	0.0%	TSLA	Tesla Inc	Automobile Manufacturers	\$649,821	4/26/21	3.3%	-254 bp	33.6%	-8.9%	DTE	DTE Energy Company	Multi-Utilities	\$27,037	4/27/21	7.2%	-79 bp	19.3%	1.8%	PNR	Pentair plc	Industrial Machinery	\$10,830	4/22/21	11.9%	278 bp	32.5%	-0.4%	AMD	Advanced Micro Devices, Inc.	Semiconductors	\$101,918	4/27/21	8.5%	246 bp	19.3%	-2.1%	IR	Ingersoll Rand Inc.	Industrial Machinery	\$21,544	4/28/21	4.9%	-75 bp	32.4%	-2.0%	JNPR	Juniper Networks, Inc.	Communications Equip	\$8,619	4/27/21	1.7%	-5 bp	18.9%	3.6%	GPC	Genuine Parts Company	Distributors	\$18,166	4/22/21	3.7%	131 bp	31.2%	3.5%	TXN	Texas Instruments Incorporated	Semiconductors	\$171,513	4/27/21	7.5%	271 bp	18.8%	-2.9%	GRMN	Garmin Ltd.	Consumer Electronics	\$26,647	4/28/21	16.0%	351 bp	30.9%	0.3%	LH	Laboratory Corporation of America	Health Care Services	\$26,070	4/29/21	6.3%	-29 bp	18.8%	0.0%	FBHS	Fortune Brands Home & Security,	Building Products	\$14,524	4/29/21	8.6%	163 bp	30.9%	0.0%	CE	Celanese Corporation	Specialty Chemicals	\$17,772	4/22/21	5.6%	468 bp	18.8%	0.6%	CARR	Carrier Global Corp.	Building Products	\$38,379	4/29/21	8.1%	122 bp	30.8%	0.0%	SBUX	Starbucks Corporation	Restaurants	\$135,069	4/27/21	-1.4%	252 bp	18.7%	-1.9%																																																																																																																																																																																																						
ILMN	Illumina, Inc.	Life Sciences Tools & Services	\$58,383	4/27/21	18.4%	-578 bp	53.5%	-3.9%	ALGN	Align Technology, Inc.	Health Care Supplies	\$47,825	4/28/21	10.7%	472 bp	24.9%	-2.1%	MCO	Moody's Corporation	Financial Exchanges & Data	\$61,750	4/28/21	14.5%		52.4%	2.4%	CMS	CMS Energy Corporation	Multi-Utilities	\$18,509	4/29/21	3.7%	177 bp	24.6%	0.0%	CAT	Caterpillar Inc.	Construction Machinery & Heav	\$124,040	4/29/21	9.0%	-78 bp	51.8%	0.0%	ENPH	Enphase Energy, Inc.	Semiconductor Equipm	\$19,459	4/27/21	3.3%	244 bp	24.3%	-16.8%	WDC	Western Digital Corporation	Technology Hardware Storage &	\$21,773	4/29/21	4.3%	-32 bp	50.7%	0.0%	YUM	Yum! Brands, Inc.	Restaurants	\$35,507	4/28/21	2.5%	436 bp	24.0%	0.5%	LKQ	LKQ Corporation	Distributors	\$14,150	4/29/21	7.2%	-1 bp	49.7%	0.0%	CINF	Cincinnati Financial Corporation	Property & Casualty In	\$17,956	4/28/21	2.2%		23.4%	3.8%	DHR	Danaher Corporation	Health Care Equipment	\$183,013	4/22/21	12.0%	833 bp	48.8%	-0.4%	RTX	Raytheon Technologies Corporation	Aerospace & Defense	\$125,556	4/27/21	-0.1%	178 bp	22.6%	-0.5%	NXPI	NXP Semiconductors NV	Semiconductors	\$55,360	4/26/21	0.4%	74 bp	45.8%	-2.6%	INTC	Intel Corporation	Semiconductors	\$235,335	4/22/21	4.5%	279 bp	21.6%	-8.7%	TXT	Textron Inc.	Aerospace & Defense	\$14,328	4/29/21	5.0%	47 bp	44.1%	0.0%	BSX	Boston Scientific Corporation	Health Care Equipment	\$62,645	4/28/21	5.2%	137 bp	21.5%	-1.0%	WST	West Pharmaceutical Services, Inc	Health Care Supplies	\$23,968	4/29/21	11.0%	217 bp	43.2%	0.0%	AVY	Avery Dennison Corporation	Paper Packaging	\$17,827	4/28/21	7.8%	118 bp	21.4%	0.9%	AAPL	Apple Inc.	Technology Hardware Storage &	\$2,240,876	4/28/21	16.9%	266 bp	42.7%	-0.8%	DISH	DISH Network Corporation Class	Cable & Satellite	\$23,705	4/29/21	0.1%	-25 bp	20.9%	0.0%	FB	Facebook, Inc. Class A	Interactive Media & Services	\$936,804	4/28/21	10.9%	721 bp	41.1%	6.6%	NOC	Northrop Grumman Corporation	Aerospace & Defense	\$56,694	4/29/21	7.8%	2071 bp	20.8%	0.0%	SYF	Synchrony Financial	Consumer Finance	\$25,846	4/27/21	-4.9%		39.2%	8.5%	MMM	3M Company	Industrial Conglomerate	\$115,384	4/27/21	4.6%	135 bp	20.5%	1.8%	ADM	Archer-Daniels-Midland Company	Agricultural Products	\$35,498	4/27/21	17.1%	28 bp	36.9%	2.2%	KHC	Kraft Heinz Company	Packaged Foods & Me	\$50,986	4/29/21	2.3%	31 bp	20.1%	0.0%	RF	Regions Financial Corporation	Regional Banks	\$21,087	4/23/21	3.5%		36.8%	5.6%	MGM	MGM Resorts International	Casinos & Gaming	\$20,008	4/28/21	6.2%	-67 bp	20.0%	-4.5%	MAS	Masco Corporation	Building Products	\$16,489	4/28/21	8.5%	302 bp	33.8%	0.8%	PKG	Packaging Corporation of America	Paper Packaging	\$14,250	4/26/21	5.2%	101 bp	19.8%	4.2%	ORLY	O'Reilly Automotive, Inc.	Automotive Retail	\$38,415	4/28/21	10.0%	350 bp	33.8%	2.8%	SO	Southern Company	Electric Utilities	\$68,849	4/29/21	46.7%	-719 bp	19.5%	0.0%	TSLA	Tesla Inc	Automobile Manufacturers	\$649,821	4/26/21	3.3%	-254 bp	33.6%	-8.9%	DTE	DTE Energy Company	Multi-Utilities	\$27,037	4/27/21	7.2%	-79 bp	19.3%	1.8%	PNR	Pentair plc	Industrial Machinery	\$10,830	4/22/21	11.9%	278 bp	32.5%	-0.4%	AMD	Advanced Micro Devices, Inc.	Semiconductors	\$101,918	4/27/21	8.5%	246 bp	19.3%	-2.1%	IR	Ingersoll Rand Inc.	Industrial Machinery	\$21,544	4/28/21	4.9%	-75 bp	32.4%	-2.0%	JNPR	Juniper Networks, Inc.	Communications Equip	\$8,619	4/27/21	1.7%	-5 bp	18.9%	3.6%	GPC	Genuine Parts Company	Distributors	\$18,166	4/22/21	3.7%	131 bp	31.2%	3.5%	TXN	Texas Instruments Incorporated	Semiconductors	\$171,513	4/27/21	7.5%	271 bp	18.8%	-2.9%	GRMN	Garmin Ltd.	Consumer Electronics	\$26,647	4/28/21	16.0%	351 bp	30.9%	0.3%	LH	Laboratory Corporation of America	Health Care Services	\$26,070	4/29/21	6.3%	-29 bp	18.8%	0.0%	FBHS	Fortune Brands Home & Security,	Building Products	\$14,524	4/29/21	8.6%	163 bp	30.9%	0.0%	CE	Celanese Corporation	Specialty Chemicals	\$17,772	4/22/21	5.6%	468 bp	18.8%	0.6%	CARR	Carrier Global Corp.	Building Products	\$38,379	4/29/21	8.1%	122 bp	30.8%	0.0%	SBUX	Starbucks Corporation	Restaurants	\$135,069	4/27/21	-1.4%	252 bp	18.7%	-1.9%																																																																																																																																																																																																																								
MCO	Moody's Corporation	Financial Exchanges & Data	\$61,750	4/28/21	14.5%		52.4%	2.4%	CMS	CMS Energy Corporation	Multi-Utilities	\$18,509	4/29/21	3.7%	177 bp	24.6%	0.0%	CAT	Caterpillar Inc.	Construction Machinery & Heav	\$124,040	4/29/21	9.0%	-78 bp	51.8%	0.0%	ENPH	Enphase Energy, Inc.	Semiconductor Equipm	\$19,459	4/27/21	3.3%	244 bp	24.3%	-16.8%	WDC	Western Digital Corporation	Technology Hardware Storage &	\$21,773	4/29/21	4.3%	-32 bp	50.7%	0.0%	YUM	Yum! Brands, Inc.	Restaurants	\$35,507	4/28/21	2.5%	436 bp	24.0%	0.5%	LKQ	LKQ Corporation	Distributors	\$14,150	4/29/21	7.2%	-1 bp	49.7%	0.0%	CINF	Cincinnati Financial Corporation	Property & Casualty In	\$17,956	4/28/21	2.2%		23.4%	3.8%	DHR	Danaher Corporation	Health Care Equipment	\$183,013	4/22/21	12.0%	833 bp	48.8%	-0.4%	RTX	Raytheon Technologies Corporation	Aerospace & Defense	\$125,556	4/27/21	-0.1%	178 bp	22.6%	-0.5%	NXPI	NXP Semiconductors NV	Semiconductors	\$55,360	4/26/21	0.4%	74 bp	45.8%	-2.6%	INTC	Intel Corporation	Semiconductors	\$235,335	4/22/21	4.5%	279 bp	21.6%	-8.7%	TXT	Textron Inc.	Aerospace & Defense	\$14,328	4/29/21	5.0%	47 bp	44.1%	0.0%	BSX	Boston Scientific Corporation	Health Care Equipment	\$62,645	4/28/21	5.2%	137 bp	21.5%	-1.0%	WST	West Pharmaceutical Services, Inc	Health Care Supplies	\$23,968	4/29/21	11.0%	217 bp	43.2%	0.0%	AVY	Avery Dennison Corporation	Paper Packaging	\$17,827	4/28/21	7.8%	118 bp	21.4%	0.9%	AAPL	Apple Inc.	Technology Hardware Storage &	\$2,240,876	4/28/21	16.9%	266 bp	42.7%	-0.8%	DISH	DISH Network Corporation Class	Cable & Satellite	\$23,705	4/29/21	0.1%	-25 bp	20.9%	0.0%	FB	Facebook, Inc. Class A	Interactive Media & Services	\$936,804	4/28/21	10.9%	721 bp	41.1%	6.6%	NOC	Northrop Grumman Corporation	Aerospace & Defense	\$56,694	4/29/21	7.8%	2071 bp	20.8%	0.0%	SYF	Synchrony Financial	Consumer Finance	\$25,846	4/27/21	-4.9%		39.2%	8.5%	MMM	3M Company	Industrial Conglomerate	\$115,384	4/27/21	4.6%	135 bp	20.5%	1.8%	ADM	Archer-Daniels-Midland Company	Agricultural Products	\$35,498	4/27/21	17.1%	28 bp	36.9%	2.2%	KHC	Kraft Heinz Company	Packaged Foods & Me	\$50,986	4/29/21	2.3%	31 bp	20.1%	0.0%	RF	Regions Financial Corporation	Regional Banks	\$21,087	4/23/21	3.5%		36.8%	5.6%	MGM	MGM Resorts International	Casinos & Gaming	\$20,008	4/28/21	6.2%	-67 bp	20.0%	-4.5%	MAS	Masco Corporation	Building Products	\$16,489	4/28/21	8.5%	302 bp	33.8%	0.8%	PKG	Packaging Corporation of America	Paper Packaging	\$14,250	4/26/21	5.2%	101 bp	19.8%	4.2%	ORLY	O'Reilly Automotive, Inc.	Automotive Retail	\$38,415	4/28/21	10.0%	350 bp	33.8%	2.8%	SO	Southern Company	Electric Utilities	\$68,849	4/29/21	46.7%	-719 bp	19.5%	0.0%	TSLA	Tesla Inc	Automobile Manufacturers	\$649,821	4/26/21	3.3%	-254 bp	33.6%	-8.9%	DTE	DTE Energy Company	Multi-Utilities	\$27,037	4/27/21	7.2%	-79 bp	19.3%	1.8%	PNR	Pentair plc	Industrial Machinery	\$10,830	4/22/21	11.9%	278 bp	32.5%	-0.4%	AMD	Advanced Micro Devices, Inc.	Semiconductors	\$101,918	4/27/21	8.5%	246 bp	19.3%	-2.1%	IR	Ingersoll Rand Inc.	Industrial Machinery	\$21,544	4/28/21	4.9%	-75 bp	32.4%	-2.0%	JNPR	Juniper Networks, Inc.	Communications Equip	\$8,619	4/27/21	1.7%	-5 bp	18.9%	3.6%	GPC	Genuine Parts Company	Distributors	\$18,166	4/22/21	3.7%	131 bp	31.2%	3.5%	TXN	Texas Instruments Incorporated	Semiconductors	\$171,513	4/27/21	7.5%	271 bp	18.8%	-2.9%	GRMN	Garmin Ltd.	Consumer Electronics	\$26,647	4/28/21	16.0%	351 bp	30.9%	0.3%	LH	Laboratory Corporation of America	Health Care Services	\$26,070	4/29/21	6.3%	-29 bp	18.8%	0.0%	FBHS	Fortune Brands Home & Security,	Building Products	\$14,524	4/29/21	8.6%	163 bp	30.9%	0.0%	CE	Celanese Corporation	Specialty Chemicals	\$17,772	4/22/21	5.6%	468 bp	18.8%	0.6%	CARR	Carrier Global Corp.	Building Products	\$38,379	4/29/21	8.1%	122 bp	30.8%	0.0%	SBUX	Starbucks Corporation	Restaurants	\$135,069	4/27/21	-1.4%	252 bp	18.7%	-1.9%																																																																																																																																																																																																																																										
CAT	Caterpillar Inc.	Construction Machinery & Heav	\$124,040	4/29/21	9.0%	-78 bp	51.8%	0.0%	ENPH	Enphase Energy, Inc.	Semiconductor Equipm	\$19,459	4/27/21	3.3%	244 bp	24.3%	-16.8%	WDC	Western Digital Corporation	Technology Hardware Storage &	\$21,773	4/29/21	4.3%	-32 bp	50.7%	0.0%	YUM	Yum! Brands, Inc.	Restaurants	\$35,507	4/28/21	2.5%	436 bp	24.0%	0.5%	LKQ	LKQ Corporation	Distributors	\$14,150	4/29/21	7.2%	-1 bp	49.7%	0.0%	CINF	Cincinnati Financial Corporation	Property & Casualty In	\$17,956	4/28/21	2.2%		23.4%	3.8%	DHR	Danaher Corporation	Health Care Equipment	\$183,013	4/22/21	12.0%	833 bp	48.8%	-0.4%	RTX	Raytheon Technologies Corporation	Aerospace & Defense	\$125,556	4/27/21	-0.1%	178 bp	22.6%	-0.5%	NXPI	NXP Semiconductors NV	Semiconductors	\$55,360	4/26/21	0.4%	74 bp	45.8%	-2.6%	INTC	Intel Corporation	Semiconductors	\$235,335	4/22/21	4.5%	279 bp	21.6%	-8.7%	TXT	Textron Inc.	Aerospace & Defense	\$14,328	4/29/21	5.0%	47 bp	44.1%	0.0%	BSX	Boston Scientific Corporation	Health Care Equipment	\$62,645	4/28/21	5.2%	137 bp	21.5%	-1.0%	WST	West Pharmaceutical Services, Inc	Health Care Supplies	\$23,968	4/29/21	11.0%	217 bp	43.2%	0.0%	AVY	Avery Dennison Corporation	Paper Packaging	\$17,827	4/28/21	7.8%	118 bp	21.4%	0.9%	AAPL	Apple Inc.	Technology Hardware Storage &	\$2,240,876	4/28/21	16.9%	266 bp	42.7%	-0.8%	DISH	DISH Network Corporation Class	Cable & Satellite	\$23,705	4/29/21	0.1%	-25 bp	20.9%	0.0%	FB	Facebook, Inc. Class A	Interactive Media & Services	\$936,804	4/28/21	10.9%	721 bp	41.1%	6.6%	NOC	Northrop Grumman Corporation	Aerospace & Defense	\$56,694	4/29/21	7.8%	2071 bp	20.8%	0.0%	SYF	Synchrony Financial	Consumer Finance	\$25,846	4/27/21	-4.9%		39.2%	8.5%	MMM	3M Company	Industrial Conglomerate	\$115,384	4/27/21	4.6%	135 bp	20.5%	1.8%	ADM	Archer-Daniels-Midland Company	Agricultural Products	\$35,498	4/27/21	17.1%	28 bp	36.9%	2.2%	KHC	Kraft Heinz Company	Packaged Foods & Me	\$50,986	4/29/21	2.3%	31 bp	20.1%	0.0%	RF	Regions Financial Corporation	Regional Banks	\$21,087	4/23/21	3.5%		36.8%	5.6%	MGM	MGM Resorts International	Casinos & Gaming	\$20,008	4/28/21	6.2%	-67 bp	20.0%	-4.5%	MAS	Masco Corporation	Building Products	\$16,489	4/28/21	8.5%	302 bp	33.8%	0.8%	PKG	Packaging Corporation of America	Paper Packaging	\$14,250	4/26/21	5.2%	101 bp	19.8%	4.2%	ORLY	O'Reilly Automotive, Inc.	Automotive Retail	\$38,415	4/28/21	10.0%	350 bp	33.8%	2.8%	SO	Southern Company	Electric Utilities	\$68,849	4/29/21	46.7%	-719 bp	19.5%	0.0%	TSLA	Tesla Inc	Automobile Manufacturers	\$649,821	4/26/21	3.3%	-254 bp	33.6%	-8.9%	DTE	DTE Energy Company	Multi-Utilities	\$27,037	4/27/21	7.2%	-79 bp	19.3%	1.8%	PNR	Pentair plc	Industrial Machinery	\$10,830	4/22/21	11.9%	278 bp	32.5%	-0.4%	AMD	Advanced Micro Devices, Inc.	Semiconductors	\$101,918	4/27/21	8.5%	246 bp	19.3%	-2.1%	IR	Ingersoll Rand Inc.	Industrial Machinery	\$21,544	4/28/21	4.9%	-75 bp	32.4%	-2.0%	JNPR	Juniper Networks, Inc.	Communications Equip	\$8,619	4/27/21	1.7%	-5 bp	18.9%	3.6%	GPC	Genuine Parts Company	Distributors	\$18,166	4/22/21	3.7%	131 bp	31.2%	3.5%	TXN	Texas Instruments Incorporated	Semiconductors	\$171,513	4/27/21	7.5%	271 bp	18.8%	-2.9%	GRMN	Garmin Ltd.	Consumer Electronics	\$26,647	4/28/21	16.0%	351 bp	30.9%	0.3%	LH	Laboratory Corporation of America	Health Care Services	\$26,070	4/29/21	6.3%	-29 bp	18.8%	0.0%	FBHS	Fortune Brands Home & Security,	Building Products	\$14,524	4/29/21	8.6%	163 bp	30.9%	0.0%	CE	Celanese Corporation	Specialty Chemicals	\$17,772	4/22/21	5.6%	468 bp	18.8%	0.6%	CARR	Carrier Global Corp.	Building Products	\$38,379	4/29/21	8.1%	122 bp	30.8%	0.0%	SBUX	Starbucks Corporation	Restaurants	\$135,069	4/27/21	-1.4%	252 bp	18.7%	-1.9%																																																																																																																																																																																																																																																												
WDC	Western Digital Corporation	Technology Hardware Storage &	\$21,773	4/29/21	4.3%	-32 bp	50.7%	0.0%	YUM	Yum! Brands, Inc.	Restaurants	\$35,507	4/28/21	2.5%	436 bp	24.0%	0.5%	LKQ	LKQ Corporation	Distributors	\$14,150	4/29/21	7.2%	-1 bp	49.7%	0.0%	CINF	Cincinnati Financial Corporation	Property & Casualty In	\$17,956	4/28/21	2.2%		23.4%	3.8%	DHR	Danaher Corporation	Health Care Equipment	\$183,013	4/22/21	12.0%	833 bp	48.8%	-0.4%	RTX	Raytheon Technologies Corporation	Aerospace & Defense	\$125,556	4/27/21	-0.1%	178 bp	22.6%	-0.5%	NXPI	NXP Semiconductors NV	Semiconductors	\$55,360	4/26/21	0.4%	74 bp	45.8%	-2.6%	INTC	Intel Corporation	Semiconductors	\$235,335	4/22/21	4.5%	279 bp	21.6%	-8.7%	TXT	Textron Inc.	Aerospace & Defense	\$14,328	4/29/21	5.0%	47 bp	44.1%	0.0%	BSX	Boston Scientific Corporation	Health Care Equipment	\$62,645	4/28/21	5.2%	137 bp	21.5%	-1.0%	WST	West Pharmaceutical Services, Inc	Health Care Supplies	\$23,968	4/29/21	11.0%	217 bp	43.2%	0.0%	AVY	Avery Dennison Corporation	Paper Packaging	\$17,827	4/28/21	7.8%	118 bp	21.4%	0.9%	AAPL	Apple Inc.	Technology Hardware Storage &	\$2,240,876	4/28/21	16.9%	266 bp	42.7%	-0.8%	DISH	DISH Network Corporation Class	Cable & Satellite	\$23,705	4/29/21	0.1%	-25 bp	20.9%	0.0%	FB	Facebook, Inc. Class A	Interactive Media & Services	\$936,804	4/28/21	10.9%	721 bp	41.1%	6.6%	NOC	Northrop Grumman Corporation	Aerospace & Defense	\$56,694	4/29/21	7.8%	2071 bp	20.8%	0.0%	SYF	Synchrony Financial	Consumer Finance	\$25,846	4/27/21	-4.9%		39.2%	8.5%	MMM	3M Company	Industrial Conglomerate	\$115,384	4/27/21	4.6%	135 bp	20.5%	1.8%	ADM	Archer-Daniels-Midland Company	Agricultural Products	\$35,498	4/27/21	17.1%	28 bp	36.9%	2.2%	KHC	Kraft Heinz Company	Packaged Foods & Me	\$50,986	4/29/21	2.3%	31 bp	20.1%	0.0%	RF	Regions Financial Corporation	Regional Banks	\$21,087	4/23/21	3.5%		36.8%	5.6%	MGM	MGM Resorts International	Casinos & Gaming	\$20,008	4/28/21	6.2%	-67 bp	20.0%	-4.5%	MAS	Masco Corporation	Building Products	\$16,489	4/28/21	8.5%	302 bp	33.8%	0.8%	PKG	Packaging Corporation of America	Paper Packaging	\$14,250	4/26/21	5.2%	101 bp	19.8%	4.2%	ORLY	O'Reilly Automotive, Inc.	Automotive Retail	\$38,415	4/28/21	10.0%	350 bp	33.8%	2.8%	SO	Southern Company	Electric Utilities	\$68,849	4/29/21	46.7%	-719 bp	19.5%	0.0%	TSLA	Tesla Inc	Automobile Manufacturers	\$649,821	4/26/21	3.3%	-254 bp	33.6%	-8.9%	DTE	DTE Energy Company	Multi-Utilities	\$27,037	4/27/21	7.2%	-79 bp	19.3%	1.8%	PNR	Pentair plc	Industrial Machinery	\$10,830	4/22/21	11.9%	278 bp	32.5%	-0.4%	AMD	Advanced Micro Devices, Inc.	Semiconductors	\$101,918	4/27/21	8.5%	246 bp	19.3%	-2.1%	IR	Ingersoll Rand Inc.	Industrial Machinery	\$21,544	4/28/21	4.9%	-75 bp	32.4%	-2.0%	JNPR	Juniper Networks, Inc.	Communications Equip	\$8,619	4/27/21	1.7%	-5 bp	18.9%	3.6%	GPC	Genuine Parts Company	Distributors	\$18,166	4/22/21	3.7%	131 bp	31.2%	3.5%	TXN	Texas Instruments Incorporated	Semiconductors	\$171,513	4/27/21	7.5%	271 bp	18.8%	-2.9%	GRMN	Garmin Ltd.	Consumer Electronics	\$26,647	4/28/21	16.0%	351 bp	30.9%	0.3%	LH	Laboratory Corporation of America	Health Care Services	\$26,070	4/29/21	6.3%	-29 bp	18.8%	0.0%	FBHS	Fortune Brands Home & Security,	Building Products	\$14,524	4/29/21	8.6%	163 bp	30.9%	0.0%	CE	Celanese Corporation	Specialty Chemicals	\$17,772	4/22/21	5.6%	468 bp	18.8%	0.6%	CARR	Carrier Global Corp.	Building Products	\$38,379	4/29/21	8.1%	122 bp	30.8%	0.0%	SBUX	Starbucks Corporation	Restaurants	\$135,069	4/27/21	-1.4%	252 bp	18.7%	-1.9%																																																																																																																																																																																																																																																																														
LKQ	LKQ Corporation	Distributors	\$14,150	4/29/21	7.2%	-1 bp	49.7%	0.0%	CINF	Cincinnati Financial Corporation	Property & Casualty In	\$17,956	4/28/21	2.2%		23.4%	3.8%	DHR	Danaher Corporation	Health Care Equipment	\$183,013	4/22/21	12.0%	833 bp	48.8%	-0.4%	RTX	Raytheon Technologies Corporation	Aerospace & Defense	\$125,556	4/27/21	-0.1%	178 bp	22.6%	-0.5%	NXPI	NXP Semiconductors NV	Semiconductors	\$55,360	4/26/21	0.4%	74 bp	45.8%	-2.6%	INTC	Intel Corporation	Semiconductors	\$235,335	4/22/21	4.5%	279 bp	21.6%	-8.7%	TXT	Textron Inc.	Aerospace & Defense	\$14,328	4/29/21	5.0%	47 bp	44.1%	0.0%	BSX	Boston Scientific Corporation	Health Care Equipment	\$62,645	4/28/21	5.2%	137 bp	21.5%	-1.0%	WST	West Pharmaceutical Services, Inc	Health Care Supplies	\$23,968	4/29/21	11.0%	217 bp	43.2%	0.0%	AVY	Avery Dennison Corporation	Paper Packaging	\$17,827	4/28/21	7.8%	118 bp	21.4%	0.9%	AAPL	Apple Inc.	Technology Hardware Storage &	\$2,240,876	4/28/21	16.9%	266 bp	42.7%	-0.8%	DISH	DISH Network Corporation Class	Cable & Satellite	\$23,705	4/29/21	0.1%	-25 bp	20.9%	0.0%	FB	Facebook, Inc. Class A	Interactive Media & Services	\$936,804	4/28/21	10.9%	721 bp	41.1%	6.6%	NOC	Northrop Grumman Corporation	Aerospace & Defense	\$56,694	4/29/21	7.8%	2071 bp	20.8%	0.0%	SYF	Synchrony Financial	Consumer Finance	\$25,846	4/27/21	-4.9%		39.2%	8.5%	MMM	3M Company	Industrial Conglomerate	\$115,384	4/27/21	4.6%	135 bp	20.5%	1.8%	ADM	Archer-Daniels-Midland Company	Agricultural Products	\$35,498	4/27/21	17.1%	28 bp	36.9%	2.2%	KHC	Kraft Heinz Company	Packaged Foods & Me	\$50,986	4/29/21	2.3%	31 bp	20.1%	0.0%	RF	Regions Financial Corporation	Regional Banks	\$21,087	4/23/21	3.5%		36.8%	5.6%	MGM	MGM Resorts International	Casinos & Gaming	\$20,008	4/28/21	6.2%	-67 bp	20.0%	-4.5%	MAS	Masco Corporation	Building Products	\$16,489	4/28/21	8.5%	302 bp	33.8%	0.8%	PKG	Packaging Corporation of America	Paper Packaging	\$14,250	4/26/21	5.2%	101 bp	19.8%	4.2%	ORLY	O'Reilly Automotive, Inc.	Automotive Retail	\$38,415	4/28/21	10.0%	350 bp	33.8%	2.8%	SO	Southern Company	Electric Utilities	\$68,849	4/29/21	46.7%	-719 bp	19.5%	0.0%	TSLA	Tesla Inc	Automobile Manufacturers	\$649,821	4/26/21	3.3%	-254 bp	33.6%	-8.9%	DTE	DTE Energy Company	Multi-Utilities	\$27,037	4/27/21	7.2%	-79 bp	19.3%	1.8%	PNR	Pentair plc	Industrial Machinery	\$10,830	4/22/21	11.9%	278 bp	32.5%	-0.4%	AMD	Advanced Micro Devices, Inc.	Semiconductors	\$101,918	4/27/21	8.5%	246 bp	19.3%	-2.1%	IR	Ingersoll Rand Inc.	Industrial Machinery	\$21,544	4/28/21	4.9%	-75 bp	32.4%	-2.0%	JNPR	Juniper Networks, Inc.	Communications Equip	\$8,619	4/27/21	1.7%	-5 bp	18.9%	3.6%	GPC	Genuine Parts Company	Distributors	\$18,166	4/22/21	3.7%	131 bp	31.2%	3.5%	TXN	Texas Instruments Incorporated	Semiconductors	\$171,513	4/27/21	7.5%	271 bp	18.8%	-2.9%	GRMN	Garmin Ltd.	Consumer Electronics	\$26,647	4/28/21	16.0%	351 bp	30.9%	0.3%	LH	Laboratory Corporation of America	Health Care Services	\$26,070	4/29/21	6.3%	-29 bp	18.8%	0.0%	FBHS	Fortune Brands Home & Security,	Building Products	\$14,524	4/29/21	8.6%	163 bp	30.9%	0.0%	CE	Celanese Corporation	Specialty Chemicals	\$17,772	4/22/21	5.6%	468 bp	18.8%	0.6%	CARR	Carrier Global Corp.	Building Products	\$38,379	4/29/21	8.1%	122 bp	30.8%	0.0%	SBUX	Starbucks Corporation	Restaurants	\$135,069	4/27/21	-1.4%	252 bp	18.7%	-1.9%																																																																																																																																																																																																																																																																																																
DHR	Danaher Corporation	Health Care Equipment	\$183,013	4/22/21	12.0%	833 bp	48.8%	-0.4%	RTX	Raytheon Technologies Corporation	Aerospace & Defense	\$125,556	4/27/21	-0.1%	178 bp	22.6%	-0.5%	NXPI	NXP Semiconductors NV	Semiconductors	\$55,360	4/26/21	0.4%	74 bp	45.8%	-2.6%	INTC	Intel Corporation	Semiconductors	\$235,335	4/22/21	4.5%	279 bp	21.6%	-8.7%	TXT	Textron Inc.	Aerospace & Defense	\$14,328	4/29/21	5.0%	47 bp	44.1%	0.0%	BSX	Boston Scientific Corporation	Health Care Equipment	\$62,645	4/28/21	5.2%	137 bp	21.5%	-1.0%	WST	West Pharmaceutical Services, Inc	Health Care Supplies	\$23,968	4/29/21	11.0%	217 bp	43.2%	0.0%	AVY	Avery Dennison Corporation	Paper Packaging	\$17,827	4/28/21	7.8%	118 bp	21.4%	0.9%	AAPL	Apple Inc.	Technology Hardware Storage &	\$2,240,876	4/28/21	16.9%	266 bp	42.7%	-0.8%	DISH	DISH Network Corporation Class	Cable & Satellite	\$23,705	4/29/21	0.1%	-25 bp	20.9%	0.0%	FB	Facebook, Inc. Class A	Interactive Media & Services	\$936,804	4/28/21	10.9%	721 bp	41.1%	6.6%	NOC	Northrop Grumman Corporation	Aerospace & Defense	\$56,694	4/29/21	7.8%	2071 bp	20.8%	0.0%	SYF	Synchrony Financial	Consumer Finance	\$25,846	4/27/21	-4.9%		39.2%	8.5%	MMM	3M Company	Industrial Conglomerate	\$115,384	4/27/21	4.6%	135 bp	20.5%	1.8%	ADM	Archer-Daniels-Midland Company	Agricultural Products	\$35,498	4/27/21	17.1%	28 bp	36.9%	2.2%	KHC	Kraft Heinz Company	Packaged Foods & Me	\$50,986	4/29/21	2.3%	31 bp	20.1%	0.0%	RF	Regions Financial Corporation	Regional Banks	\$21,087	4/23/21	3.5%		36.8%	5.6%	MGM	MGM Resorts International	Casinos & Gaming	\$20,008	4/28/21	6.2%	-67 bp	20.0%	-4.5%	MAS	Masco Corporation	Building Products	\$16,489	4/28/21	8.5%	302 bp	33.8%	0.8%	PKG	Packaging Corporation of America	Paper Packaging	\$14,250	4/26/21	5.2%	101 bp	19.8%	4.2%	ORLY	O'Reilly Automotive, Inc.	Automotive Retail	\$38,415	4/28/21	10.0%	350 bp	33.8%	2.8%	SO	Southern Company	Electric Utilities	\$68,849	4/29/21	46.7%	-719 bp	19.5%	0.0%	TSLA	Tesla Inc	Automobile Manufacturers	\$649,821	4/26/21	3.3%	-254 bp	33.6%	-8.9%	DTE	DTE Energy Company	Multi-Utilities	\$27,037	4/27/21	7.2%	-79 bp	19.3%	1.8%	PNR	Pentair plc	Industrial Machinery	\$10,830	4/22/21	11.9%	278 bp	32.5%	-0.4%	AMD	Advanced Micro Devices, Inc.	Semiconductors	\$101,918	4/27/21	8.5%	246 bp	19.3%	-2.1%	IR	Ingersoll Rand Inc.	Industrial Machinery	\$21,544	4/28/21	4.9%	-75 bp	32.4%	-2.0%	JNPR	Juniper Networks, Inc.	Communications Equip	\$8,619	4/27/21	1.7%	-5 bp	18.9%	3.6%	GPC	Genuine Parts Company	Distributors	\$18,166	4/22/21	3.7%	131 bp	31.2%	3.5%	TXN	Texas Instruments Incorporated	Semiconductors	\$171,513	4/27/21	7.5%	271 bp	18.8%	-2.9%	GRMN	Garmin Ltd.	Consumer Electronics	\$26,647	4/28/21	16.0%	351 bp	30.9%	0.3%	LH	Laboratory Corporation of America	Health Care Services	\$26,070	4/29/21	6.3%	-29 bp	18.8%	0.0%	FBHS	Fortune Brands Home & Security,	Building Products	\$14,524	4/29/21	8.6%	163 bp	30.9%	0.0%	CE	Celanese Corporation	Specialty Chemicals	\$17,772	4/22/21	5.6%	468 bp	18.8%	0.6%	CARR	Carrier Global Corp.	Building Products	\$38,379	4/29/21	8.1%	122 bp	30.8%	0.0%	SBUX	Starbucks Corporation	Restaurants	\$135,069	4/27/21	-1.4%	252 bp	18.7%	-1.9%																																																																																																																																																																																																																																																																																																																		
NXPI	NXP Semiconductors NV	Semiconductors	\$55,360	4/26/21	0.4%	74 bp	45.8%	-2.6%	INTC	Intel Corporation	Semiconductors	\$235,335	4/22/21	4.5%	279 bp	21.6%	-8.7%	TXT	Textron Inc.	Aerospace & Defense	\$14,328	4/29/21	5.0%	47 bp	44.1%	0.0%	BSX	Boston Scientific Corporation	Health Care Equipment	\$62,645	4/28/21	5.2%	137 bp	21.5%	-1.0%	WST	West Pharmaceutical Services, Inc	Health Care Supplies	\$23,968	4/29/21	11.0%	217 bp	43.2%	0.0%	AVY	Avery Dennison Corporation	Paper Packaging	\$17,827	4/28/21	7.8%	118 bp	21.4%	0.9%	AAPL	Apple Inc.	Technology Hardware Storage &	\$2,240,876	4/28/21	16.9%	266 bp	42.7%	-0.8%	DISH	DISH Network Corporation Class	Cable & Satellite	\$23,705	4/29/21	0.1%	-25 bp	20.9%	0.0%	FB	Facebook, Inc. Class A	Interactive Media & Services	\$936,804	4/28/21	10.9%	721 bp	41.1%	6.6%	NOC	Northrop Grumman Corporation	Aerospace & Defense	\$56,694	4/29/21	7.8%	2071 bp	20.8%	0.0%	SYF	Synchrony Financial	Consumer Finance	\$25,846	4/27/21	-4.9%		39.2%	8.5%	MMM	3M Company	Industrial Conglomerate	\$115,384	4/27/21	4.6%	135 bp	20.5%	1.8%	ADM	Archer-Daniels-Midland Company	Agricultural Products	\$35,498	4/27/21	17.1%	28 bp	36.9%	2.2%	KHC	Kraft Heinz Company	Packaged Foods & Me	\$50,986	4/29/21	2.3%	31 bp	20.1%	0.0%	RF	Regions Financial Corporation	Regional Banks	\$21,087	4/23/21	3.5%		36.8%	5.6%	MGM	MGM Resorts International	Casinos & Gaming	\$20,008	4/28/21	6.2%	-67 bp	20.0%	-4.5%	MAS	Masco Corporation	Building Products	\$16,489	4/28/21	8.5%	302 bp	33.8%	0.8%	PKG	Packaging Corporation of America	Paper Packaging	\$14,250	4/26/21	5.2%	101 bp	19.8%	4.2%	ORLY	O'Reilly Automotive, Inc.	Automotive Retail	\$38,415	4/28/21	10.0%	350 bp	33.8%	2.8%	SO	Southern Company	Electric Utilities	\$68,849	4/29/21	46.7%	-719 bp	19.5%	0.0%	TSLA	Tesla Inc	Automobile Manufacturers	\$649,821	4/26/21	3.3%	-254 bp	33.6%	-8.9%	DTE	DTE Energy Company	Multi-Utilities	\$27,037	4/27/21	7.2%	-79 bp	19.3%	1.8%	PNR	Pentair plc	Industrial Machinery	\$10,830	4/22/21	11.9%	278 bp	32.5%	-0.4%	AMD	Advanced Micro Devices, Inc.	Semiconductors	\$101,918	4/27/21	8.5%	246 bp	19.3%	-2.1%	IR	Ingersoll Rand Inc.	Industrial Machinery	\$21,544	4/28/21	4.9%	-75 bp	32.4%	-2.0%	JNPR	Juniper Networks, Inc.	Communications Equip	\$8,619	4/27/21	1.7%	-5 bp	18.9%	3.6%	GPC	Genuine Parts Company	Distributors	\$18,166	4/22/21	3.7%	131 bp	31.2%	3.5%	TXN	Texas Instruments Incorporated	Semiconductors	\$171,513	4/27/21	7.5%	271 bp	18.8%	-2.9%	GRMN	Garmin Ltd.	Consumer Electronics	\$26,647	4/28/21	16.0%	351 bp	30.9%	0.3%	LH	Laboratory Corporation of America	Health Care Services	\$26,070	4/29/21	6.3%	-29 bp	18.8%	0.0%	FBHS	Fortune Brands Home & Security,	Building Products	\$14,524	4/29/21	8.6%	163 bp	30.9%	0.0%	CE	Celanese Corporation	Specialty Chemicals	\$17,772	4/22/21	5.6%	468 bp	18.8%	0.6%	CARR	Carrier Global Corp.	Building Products	\$38,379	4/29/21	8.1%	122 bp	30.8%	0.0%	SBUX	Starbucks Corporation	Restaurants	\$135,069	4/27/21	-1.4%	252 bp	18.7%	-1.9%																																																																																																																																																																																																																																																																																																																																				
TXT	Textron Inc.	Aerospace & Defense	\$14,328	4/29/21	5.0%	47 bp	44.1%	0.0%	BSX	Boston Scientific Corporation	Health Care Equipment	\$62,645	4/28/21	5.2%	137 bp	21.5%	-1.0%	WST	West Pharmaceutical Services, Inc	Health Care Supplies	\$23,968	4/29/21	11.0%	217 bp	43.2%	0.0%	AVY	Avery Dennison Corporation	Paper Packaging	\$17,827	4/28/21	7.8%	118 bp	21.4%	0.9%	AAPL	Apple Inc.	Technology Hardware Storage &	\$2,240,876	4/28/21	16.9%	266 bp	42.7%	-0.8%	DISH	DISH Network Corporation Class	Cable & Satellite	\$23,705	4/29/21	0.1%	-25 bp	20.9%	0.0%	FB	Facebook, Inc. Class A	Interactive Media & Services	\$936,804	4/28/21	10.9%	721 bp	41.1%	6.6%	NOC	Northrop Grumman Corporation	Aerospace & Defense	\$56,694	4/29/21	7.8%	2071 bp	20.8%	0.0%	SYF	Synchrony Financial	Consumer Finance	\$25,846	4/27/21	-4.9%		39.2%	8.5%	MMM	3M Company	Industrial Conglomerate	\$115,384	4/27/21	4.6%	135 bp	20.5%	1.8%	ADM	Archer-Daniels-Midland Company	Agricultural Products	\$35,498	4/27/21	17.1%	28 bp	36.9%	2.2%	KHC	Kraft Heinz Company	Packaged Foods & Me	\$50,986	4/29/21	2.3%	31 bp	20.1%	0.0%	RF	Regions Financial Corporation	Regional Banks	\$21,087	4/23/21	3.5%		36.8%	5.6%	MGM	MGM Resorts International	Casinos & Gaming	\$20,008	4/28/21	6.2%	-67 bp	20.0%	-4.5%	MAS	Masco Corporation	Building Products	\$16,489	4/28/21	8.5%	302 bp	33.8%	0.8%	PKG	Packaging Corporation of America	Paper Packaging	\$14,250	4/26/21	5.2%	101 bp	19.8%	4.2%	ORLY	O'Reilly Automotive, Inc.	Automotive Retail	\$38,415	4/28/21	10.0%	350 bp	33.8%	2.8%	SO	Southern Company	Electric Utilities	\$68,849	4/29/21	46.7%	-719 bp	19.5%	0.0%	TSLA	Tesla Inc	Automobile Manufacturers	\$649,821	4/26/21	3.3%	-254 bp	33.6%	-8.9%	DTE	DTE Energy Company	Multi-Utilities	\$27,037	4/27/21	7.2%	-79 bp	19.3%	1.8%	PNR	Pentair plc	Industrial Machinery	\$10,830	4/22/21	11.9%	278 bp	32.5%	-0.4%	AMD	Advanced Micro Devices, Inc.	Semiconductors	\$101,918	4/27/21	8.5%	246 bp	19.3%	-2.1%	IR	Ingersoll Rand Inc.	Industrial Machinery	\$21,544	4/28/21	4.9%	-75 bp	32.4%	-2.0%	JNPR	Juniper Networks, Inc.	Communications Equip	\$8,619	4/27/21	1.7%	-5 bp	18.9%	3.6%	GPC	Genuine Parts Company	Distributors	\$18,166	4/22/21	3.7%	131 bp	31.2%	3.5%	TXN	Texas Instruments Incorporated	Semiconductors	\$171,513	4/27/21	7.5%	271 bp	18.8%	-2.9%	GRMN	Garmin Ltd.	Consumer Electronics	\$26,647	4/28/21	16.0%	351 bp	30.9%	0.3%	LH	Laboratory Corporation of America	Health Care Services	\$26,070	4/29/21	6.3%	-29 bp	18.8%	0.0%	FBHS	Fortune Brands Home & Security,	Building Products	\$14,524	4/29/21	8.6%	163 bp	30.9%	0.0%	CE	Celanese Corporation	Specialty Chemicals	\$17,772	4/22/21	5.6%	468 bp	18.8%	0.6%	CARR	Carrier Global Corp.	Building Products	\$38,379	4/29/21	8.1%	122 bp	30.8%	0.0%	SBUX	Starbucks Corporation	Restaurants	\$135,069	4/27/21	-1.4%	252 bp	18.7%	-1.9%																																																																																																																																																																																																																																																																																																																																																						
WST	West Pharmaceutical Services, Inc	Health Care Supplies	\$23,968	4/29/21	11.0%	217 bp	43.2%	0.0%	AVY	Avery Dennison Corporation	Paper Packaging	\$17,827	4/28/21	7.8%	118 bp	21.4%	0.9%	AAPL	Apple Inc.	Technology Hardware Storage &	\$2,240,876	4/28/21	16.9%	266 bp	42.7%	-0.8%	DISH	DISH Network Corporation Class	Cable & Satellite	\$23,705	4/29/21	0.1%	-25 bp	20.9%	0.0%	FB	Facebook, Inc. Class A	Interactive Media & Services	\$936,804	4/28/21	10.9%	721 bp	41.1%	6.6%	NOC	Northrop Grumman Corporation	Aerospace & Defense	\$56,694	4/29/21	7.8%	2071 bp	20.8%	0.0%	SYF	Synchrony Financial	Consumer Finance	\$25,846	4/27/21	-4.9%		39.2%	8.5%	MMM	3M Company	Industrial Conglomerate	\$115,384	4/27/21	4.6%	135 bp	20.5%	1.8%	ADM	Archer-Daniels-Midland Company	Agricultural Products	\$35,498	4/27/21	17.1%	28 bp	36.9%	2.2%	KHC	Kraft Heinz Company	Packaged Foods & Me	\$50,986	4/29/21	2.3%	31 bp	20.1%	0.0%	RF	Regions Financial Corporation	Regional Banks	\$21,087	4/23/21	3.5%		36.8%	5.6%	MGM	MGM Resorts International	Casinos & Gaming	\$20,008	4/28/21	6.2%	-67 bp	20.0%	-4.5%	MAS	Masco Corporation	Building Products	\$16,489	4/28/21	8.5%	302 bp	33.8%	0.8%	PKG	Packaging Corporation of America	Paper Packaging	\$14,250	4/26/21	5.2%	101 bp	19.8%	4.2%	ORLY	O'Reilly Automotive, Inc.	Automotive Retail	\$38,415	4/28/21	10.0%	350 bp	33.8%	2.8%	SO	Southern Company	Electric Utilities	\$68,849	4/29/21	46.7%	-719 bp	19.5%	0.0%	TSLA	Tesla Inc	Automobile Manufacturers	\$649,821	4/26/21	3.3%	-254 bp	33.6%	-8.9%	DTE	DTE Energy Company	Multi-Utilities	\$27,037	4/27/21	7.2%	-79 bp	19.3%	1.8%	PNR	Pentair plc	Industrial Machinery	\$10,830	4/22/21	11.9%	278 bp	32.5%	-0.4%	AMD	Advanced Micro Devices, Inc.	Semiconductors	\$101,918	4/27/21	8.5%	246 bp	19.3%	-2.1%	IR	Ingersoll Rand Inc.	Industrial Machinery	\$21,544	4/28/21	4.9%	-75 bp	32.4%	-2.0%	JNPR	Juniper Networks, Inc.	Communications Equip	\$8,619	4/27/21	1.7%	-5 bp	18.9%	3.6%	GPC	Genuine Parts Company	Distributors	\$18,166	4/22/21	3.7%	131 bp	31.2%	3.5%	TXN	Texas Instruments Incorporated	Semiconductors	\$171,513	4/27/21	7.5%	271 bp	18.8%	-2.9%	GRMN	Garmin Ltd.	Consumer Electronics	\$26,647	4/28/21	16.0%	351 bp	30.9%	0.3%	LH	Laboratory Corporation of America	Health Care Services	\$26,070	4/29/21	6.3%	-29 bp	18.8%	0.0%	FBHS	Fortune Brands Home & Security,	Building Products	\$14,524	4/29/21	8.6%	163 bp	30.9%	0.0%	CE	Celanese Corporation	Specialty Chemicals	\$17,772	4/22/21	5.6%	468 bp	18.8%	0.6%	CARR	Carrier Global Corp.	Building Products	\$38,379	4/29/21	8.1%	122 bp	30.8%	0.0%	SBUX	Starbucks Corporation	Restaurants	\$135,069	4/27/21	-1.4%	252 bp	18.7%	-1.9%																																																																																																																																																																																																																																																																																																																																																																								
AAPL	Apple Inc.	Technology Hardware Storage &	\$2,240,876	4/28/21	16.9%	266 bp	42.7%	-0.8%	DISH	DISH Network Corporation Class	Cable & Satellite	\$23,705	4/29/21	0.1%	-25 bp	20.9%	0.0%	FB	Facebook, Inc. Class A	Interactive Media & Services	\$936,804	4/28/21	10.9%	721 bp	41.1%	6.6%	NOC	Northrop Grumman Corporation	Aerospace & Defense	\$56,694	4/29/21	7.8%	2071 bp	20.8%	0.0%	SYF	Synchrony Financial	Consumer Finance	\$25,846	4/27/21	-4.9%		39.2%	8.5%	MMM	3M Company	Industrial Conglomerate	\$115,384	4/27/21	4.6%	135 bp	20.5%	1.8%	ADM	Archer-Daniels-Midland Company	Agricultural Products	\$35,498	4/27/21	17.1%	28 bp	36.9%	2.2%	KHC	Kraft Heinz Company	Packaged Foods & Me	\$50,986	4/29/21	2.3%	31 bp	20.1%	0.0%	RF	Regions Financial Corporation	Regional Banks	\$21,087	4/23/21	3.5%		36.8%	5.6%	MGM	MGM Resorts International	Casinos & Gaming	\$20,008	4/28/21	6.2%	-67 bp	20.0%	-4.5%	MAS	Masco Corporation	Building Products	\$16,489	4/28/21	8.5%	302 bp	33.8%	0.8%	PKG	Packaging Corporation of America	Paper Packaging	\$14,250	4/26/21	5.2%	101 bp	19.8%	4.2%	ORLY	O'Reilly Automotive, Inc.	Automotive Retail	\$38,415	4/28/21	10.0%	350 bp	33.8%	2.8%	SO	Southern Company	Electric Utilities	\$68,849	4/29/21	46.7%	-719 bp	19.5%	0.0%	TSLA	Tesla Inc	Automobile Manufacturers	\$649,821	4/26/21	3.3%	-254 bp	33.6%	-8.9%	DTE	DTE Energy Company	Multi-Utilities	\$27,037	4/27/21	7.2%	-79 bp	19.3%	1.8%	PNR	Pentair plc	Industrial Machinery	\$10,830	4/22/21	11.9%	278 bp	32.5%	-0.4%	AMD	Advanced Micro Devices, Inc.	Semiconductors	\$101,918	4/27/21	8.5%	246 bp	19.3%	-2.1%	IR	Ingersoll Rand Inc.	Industrial Machinery	\$21,544	4/28/21	4.9%	-75 bp	32.4%	-2.0%	JNPR	Juniper Networks, Inc.	Communications Equip	\$8,619	4/27/21	1.7%	-5 bp	18.9%	3.6%	GPC	Genuine Parts Company	Distributors	\$18,166	4/22/21	3.7%	131 bp	31.2%	3.5%	TXN	Texas Instruments Incorporated	Semiconductors	\$171,513	4/27/21	7.5%	271 bp	18.8%	-2.9%	GRMN	Garmin Ltd.	Consumer Electronics	\$26,647	4/28/21	16.0%	351 bp	30.9%	0.3%	LH	Laboratory Corporation of America	Health Care Services	\$26,070	4/29/21	6.3%	-29 bp	18.8%	0.0%	FBHS	Fortune Brands Home & Security,	Building Products	\$14,524	4/29/21	8.6%	163 bp	30.9%	0.0%	CE	Celanese Corporation	Specialty Chemicals	\$17,772	4/22/21	5.6%	468 bp	18.8%	0.6%	CARR	Carrier Global Corp.	Building Products	\$38,379	4/29/21	8.1%	122 bp	30.8%	0.0%	SBUX	Starbucks Corporation	Restaurants	\$135,069	4/27/21	-1.4%	252 bp	18.7%	-1.9%																																																																																																																																																																																																																																																																																																																																																																																										
FB	Facebook, Inc. Class A	Interactive Media & Services	\$936,804	4/28/21	10.9%	721 bp	41.1%	6.6%	NOC	Northrop Grumman Corporation	Aerospace & Defense	\$56,694	4/29/21	7.8%	2071 bp	20.8%	0.0%	SYF	Synchrony Financial	Consumer Finance	\$25,846	4/27/21	-4.9%		39.2%	8.5%	MMM	3M Company	Industrial Conglomerate	\$115,384	4/27/21	4.6%	135 bp	20.5%	1.8%	ADM	Archer-Daniels-Midland Company	Agricultural Products	\$35,498	4/27/21	17.1%	28 bp	36.9%	2.2%	KHC	Kraft Heinz Company	Packaged Foods & Me	\$50,986	4/29/21	2.3%	31 bp	20.1%	0.0%	RF	Regions Financial Corporation	Regional Banks	\$21,087	4/23/21	3.5%		36.8%	5.6%	MGM	MGM Resorts International	Casinos & Gaming	\$20,008	4/28/21	6.2%	-67 bp	20.0%	-4.5%	MAS	Masco Corporation	Building Products	\$16,489	4/28/21	8.5%	302 bp	33.8%	0.8%	PKG	Packaging Corporation of America	Paper Packaging	\$14,250	4/26/21	5.2%	101 bp	19.8%	4.2%	ORLY	O'Reilly Automotive, Inc.	Automotive Retail	\$38,415	4/28/21	10.0%	350 bp	33.8%	2.8%	SO	Southern Company	Electric Utilities	\$68,849	4/29/21	46.7%	-719 bp	19.5%	0.0%	TSLA	Tesla Inc	Automobile Manufacturers	\$649,821	4/26/21	3.3%	-254 bp	33.6%	-8.9%	DTE	DTE Energy Company	Multi-Utilities	\$27,037	4/27/21	7.2%	-79 bp	19.3%	1.8%	PNR	Pentair plc	Industrial Machinery	\$10,830	4/22/21	11.9%	278 bp	32.5%	-0.4%	AMD	Advanced Micro Devices, Inc.	Semiconductors	\$101,918	4/27/21	8.5%	246 bp	19.3%	-2.1%	IR	Ingersoll Rand Inc.	Industrial Machinery	\$21,544	4/28/21	4.9%	-75 bp	32.4%	-2.0%	JNPR	Juniper Networks, Inc.	Communications Equip	\$8,619	4/27/21	1.7%	-5 bp	18.9%	3.6%	GPC	Genuine Parts Company	Distributors	\$18,166	4/22/21	3.7%	131 bp	31.2%	3.5%	TXN	Texas Instruments Incorporated	Semiconductors	\$171,513	4/27/21	7.5%	271 bp	18.8%	-2.9%	GRMN	Garmin Ltd.	Consumer Electronics	\$26,647	4/28/21	16.0%	351 bp	30.9%	0.3%	LH	Laboratory Corporation of America	Health Care Services	\$26,070	4/29/21	6.3%	-29 bp	18.8%	0.0%	FBHS	Fortune Brands Home & Security,	Building Products	\$14,524	4/29/21	8.6%	163 bp	30.9%	0.0%	CE	Celanese Corporation	Specialty Chemicals	\$17,772	4/22/21	5.6%	468 bp	18.8%	0.6%	CARR	Carrier Global Corp.	Building Products	\$38,379	4/29/21	8.1%	122 bp	30.8%	0.0%	SBUX	Starbucks Corporation	Restaurants	\$135,069	4/27/21	-1.4%	252 bp	18.7%	-1.9%																																																																																																																																																																																																																																																																																																																																																																																																												
SYF	Synchrony Financial	Consumer Finance	\$25,846	4/27/21	-4.9%		39.2%	8.5%	MMM	3M Company	Industrial Conglomerate	\$115,384	4/27/21	4.6%	135 bp	20.5%	1.8%	ADM	Archer-Daniels-Midland Company	Agricultural Products	\$35,498	4/27/21	17.1%	28 bp	36.9%	2.2%	KHC	Kraft Heinz Company	Packaged Foods & Me	\$50,986	4/29/21	2.3%	31 bp	20.1%	0.0%	RF	Regions Financial Corporation	Regional Banks	\$21,087	4/23/21	3.5%		36.8%	5.6%	MGM	MGM Resorts International	Casinos & Gaming	\$20,008	4/28/21	6.2%	-67 bp	20.0%	-4.5%	MAS	Masco Corporation	Building Products	\$16,489	4/28/21	8.5%	302 bp	33.8%	0.8%	PKG	Packaging Corporation of America	Paper Packaging	\$14,250	4/26/21	5.2%	101 bp	19.8%	4.2%	ORLY	O'Reilly Automotive, Inc.	Automotive Retail	\$38,415	4/28/21	10.0%	350 bp	33.8%	2.8%	SO	Southern Company	Electric Utilities	\$68,849	4/29/21	46.7%	-719 bp	19.5%	0.0%	TSLA	Tesla Inc	Automobile Manufacturers	\$649,821	4/26/21	3.3%	-254 bp	33.6%	-8.9%	DTE	DTE Energy Company	Multi-Utilities	\$27,037	4/27/21	7.2%	-79 bp	19.3%	1.8%	PNR	Pentair plc	Industrial Machinery	\$10,830	4/22/21	11.9%	278 bp	32.5%	-0.4%	AMD	Advanced Micro Devices, Inc.	Semiconductors	\$101,918	4/27/21	8.5%	246 bp	19.3%	-2.1%	IR	Ingersoll Rand Inc.	Industrial Machinery	\$21,544	4/28/21	4.9%	-75 bp	32.4%	-2.0%	JNPR	Juniper Networks, Inc.	Communications Equip	\$8,619	4/27/21	1.7%	-5 bp	18.9%	3.6%	GPC	Genuine Parts Company	Distributors	\$18,166	4/22/21	3.7%	131 bp	31.2%	3.5%	TXN	Texas Instruments Incorporated	Semiconductors	\$171,513	4/27/21	7.5%	271 bp	18.8%	-2.9%	GRMN	Garmin Ltd.	Consumer Electronics	\$26,647	4/28/21	16.0%	351 bp	30.9%	0.3%	LH	Laboratory Corporation of America	Health Care Services	\$26,070	4/29/21	6.3%	-29 bp	18.8%	0.0%	FBHS	Fortune Brands Home & Security,	Building Products	\$14,524	4/29/21	8.6%	163 bp	30.9%	0.0%	CE	Celanese Corporation	Specialty Chemicals	\$17,772	4/22/21	5.6%	468 bp	18.8%	0.6%	CARR	Carrier Global Corp.	Building Products	\$38,379	4/29/21	8.1%	122 bp	30.8%	0.0%	SBUX	Starbucks Corporation	Restaurants	\$135,069	4/27/21	-1.4%	252 bp	18.7%	-1.9%																																																																																																																																																																																																																																																																																																																																																																																																																														
ADM	Archer-Daniels-Midland Company	Agricultural Products	\$35,498	4/27/21	17.1%	28 bp	36.9%	2.2%	KHC	Kraft Heinz Company	Packaged Foods & Me	\$50,986	4/29/21	2.3%	31 bp	20.1%	0.0%	RF	Regions Financial Corporation	Regional Banks	\$21,087	4/23/21	3.5%		36.8%	5.6%	MGM	MGM Resorts International	Casinos & Gaming	\$20,008	4/28/21	6.2%	-67 bp	20.0%	-4.5%	MAS	Masco Corporation	Building Products	\$16,489	4/28/21	8.5%	302 bp	33.8%	0.8%	PKG	Packaging Corporation of America	Paper Packaging	\$14,250	4/26/21	5.2%	101 bp	19.8%	4.2%	ORLY	O'Reilly Automotive, Inc.	Automotive Retail	\$38,415	4/28/21	10.0%	350 bp	33.8%	2.8%	SO	Southern Company	Electric Utilities	\$68,849	4/29/21	46.7%	-719 bp	19.5%	0.0%	TSLA	Tesla Inc	Automobile Manufacturers	\$649,821	4/26/21	3.3%	-254 bp	33.6%	-8.9%	DTE	DTE Energy Company	Multi-Utilities	\$27,037	4/27/21	7.2%	-79 bp	19.3%	1.8%	PNR	Pentair plc	Industrial Machinery	\$10,830	4/22/21	11.9%	278 bp	32.5%	-0.4%	AMD	Advanced Micro Devices, Inc.	Semiconductors	\$101,918	4/27/21	8.5%	246 bp	19.3%	-2.1%	IR	Ingersoll Rand Inc.	Industrial Machinery	\$21,544	4/28/21	4.9%	-75 bp	32.4%	-2.0%	JNPR	Juniper Networks, Inc.	Communications Equip	\$8,619	4/27/21	1.7%	-5 bp	18.9%	3.6%	GPC	Genuine Parts Company	Distributors	\$18,166	4/22/21	3.7%	131 bp	31.2%	3.5%	TXN	Texas Instruments Incorporated	Semiconductors	\$171,513	4/27/21	7.5%	271 bp	18.8%	-2.9%	GRMN	Garmin Ltd.	Consumer Electronics	\$26,647	4/28/21	16.0%	351 bp	30.9%	0.3%	LH	Laboratory Corporation of America	Health Care Services	\$26,070	4/29/21	6.3%	-29 bp	18.8%	0.0%	FBHS	Fortune Brands Home & Security,	Building Products	\$14,524	4/29/21	8.6%	163 bp	30.9%	0.0%	CE	Celanese Corporation	Specialty Chemicals	\$17,772	4/22/21	5.6%	468 bp	18.8%	0.6%	CARR	Carrier Global Corp.	Building Products	\$38,379	4/29/21	8.1%	122 bp	30.8%	0.0%	SBUX	Starbucks Corporation	Restaurants	\$135,069	4/27/21	-1.4%	252 bp	18.7%	-1.9%																																																																																																																																																																																																																																																																																																																																																																																																																																																
RF	Regions Financial Corporation	Regional Banks	\$21,087	4/23/21	3.5%		36.8%	5.6%	MGM	MGM Resorts International	Casinos & Gaming	\$20,008	4/28/21	6.2%	-67 bp	20.0%	-4.5%	MAS	Masco Corporation	Building Products	\$16,489	4/28/21	8.5%	302 bp	33.8%	0.8%	PKG	Packaging Corporation of America	Paper Packaging	\$14,250	4/26/21	5.2%	101 bp	19.8%	4.2%	ORLY	O'Reilly Automotive, Inc.	Automotive Retail	\$38,415	4/28/21	10.0%	350 bp	33.8%	2.8%	SO	Southern Company	Electric Utilities	\$68,849	4/29/21	46.7%	-719 bp	19.5%	0.0%	TSLA	Tesla Inc	Automobile Manufacturers	\$649,821	4/26/21	3.3%	-254 bp	33.6%	-8.9%	DTE	DTE Energy Company	Multi-Utilities	\$27,037	4/27/21	7.2%	-79 bp	19.3%	1.8%	PNR	Pentair plc	Industrial Machinery	\$10,830	4/22/21	11.9%	278 bp	32.5%	-0.4%	AMD	Advanced Micro Devices, Inc.	Semiconductors	\$101,918	4/27/21	8.5%	246 bp	19.3%	-2.1%	IR	Ingersoll Rand Inc.	Industrial Machinery	\$21,544	4/28/21	4.9%	-75 bp	32.4%	-2.0%	JNPR	Juniper Networks, Inc.	Communications Equip	\$8,619	4/27/21	1.7%	-5 bp	18.9%	3.6%	GPC	Genuine Parts Company	Distributors	\$18,166	4/22/21	3.7%	131 bp	31.2%	3.5%	TXN	Texas Instruments Incorporated	Semiconductors	\$171,513	4/27/21	7.5%	271 bp	18.8%	-2.9%	GRMN	Garmin Ltd.	Consumer Electronics	\$26,647	4/28/21	16.0%	351 bp	30.9%	0.3%	LH	Laboratory Corporation of America	Health Care Services	\$26,070	4/29/21	6.3%	-29 bp	18.8%	0.0%	FBHS	Fortune Brands Home & Security,	Building Products	\$14,524	4/29/21	8.6%	163 bp	30.9%	0.0%	CE	Celanese Corporation	Specialty Chemicals	\$17,772	4/22/21	5.6%	468 bp	18.8%	0.6%	CARR	Carrier Global Corp.	Building Products	\$38,379	4/29/21	8.1%	122 bp	30.8%	0.0%	SBUX	Starbucks Corporation	Restaurants	\$135,069	4/27/21	-1.4%	252 bp	18.7%	-1.9%																																																																																																																																																																																																																																																																																																																																																																																																																																																																		
MAS	Masco Corporation	Building Products	\$16,489	4/28/21	8.5%	302 bp	33.8%	0.8%	PKG	Packaging Corporation of America	Paper Packaging	\$14,250	4/26/21	5.2%	101 bp	19.8%	4.2%	ORLY	O'Reilly Automotive, Inc.	Automotive Retail	\$38,415	4/28/21	10.0%	350 bp	33.8%	2.8%	SO	Southern Company	Electric Utilities	\$68,849	4/29/21	46.7%	-719 bp	19.5%	0.0%	TSLA	Tesla Inc	Automobile Manufacturers	\$649,821	4/26/21	3.3%	-254 bp	33.6%	-8.9%	DTE	DTE Energy Company	Multi-Utilities	\$27,037	4/27/21	7.2%	-79 bp	19.3%	1.8%	PNR	Pentair plc	Industrial Machinery	\$10,830	4/22/21	11.9%	278 bp	32.5%	-0.4%	AMD	Advanced Micro Devices, Inc.	Semiconductors	\$101,918	4/27/21	8.5%	246 bp	19.3%	-2.1%	IR	Ingersoll Rand Inc.	Industrial Machinery	\$21,544	4/28/21	4.9%	-75 bp	32.4%	-2.0%	JNPR	Juniper Networks, Inc.	Communications Equip	\$8,619	4/27/21	1.7%	-5 bp	18.9%	3.6%	GPC	Genuine Parts Company	Distributors	\$18,166	4/22/21	3.7%	131 bp	31.2%	3.5%	TXN	Texas Instruments Incorporated	Semiconductors	\$171,513	4/27/21	7.5%	271 bp	18.8%	-2.9%	GRMN	Garmin Ltd.	Consumer Electronics	\$26,647	4/28/21	16.0%	351 bp	30.9%	0.3%	LH	Laboratory Corporation of America	Health Care Services	\$26,070	4/29/21	6.3%	-29 bp	18.8%	0.0%	FBHS	Fortune Brands Home & Security,	Building Products	\$14,524	4/29/21	8.6%	163 bp	30.9%	0.0%	CE	Celanese Corporation	Specialty Chemicals	\$17,772	4/22/21	5.6%	468 bp	18.8%	0.6%	CARR	Carrier Global Corp.	Building Products	\$38,379	4/29/21	8.1%	122 bp	30.8%	0.0%	SBUX	Starbucks Corporation	Restaurants	\$135,069	4/27/21	-1.4%	252 bp	18.7%	-1.9%																																																																																																																																																																																																																																																																																																																																																																																																																																																																																				
ORLY	O'Reilly Automotive, Inc.	Automotive Retail	\$38,415	4/28/21	10.0%	350 bp	33.8%	2.8%	SO	Southern Company	Electric Utilities	\$68,849	4/29/21	46.7%	-719 bp	19.5%	0.0%	TSLA	Tesla Inc	Automobile Manufacturers	\$649,821	4/26/21	3.3%	-254 bp	33.6%	-8.9%	DTE	DTE Energy Company	Multi-Utilities	\$27,037	4/27/21	7.2%	-79 bp	19.3%	1.8%	PNR	Pentair plc	Industrial Machinery	\$10,830	4/22/21	11.9%	278 bp	32.5%	-0.4%	AMD	Advanced Micro Devices, Inc.	Semiconductors	\$101,918	4/27/21	8.5%	246 bp	19.3%	-2.1%	IR	Ingersoll Rand Inc.	Industrial Machinery	\$21,544	4/28/21	4.9%	-75 bp	32.4%	-2.0%	JNPR	Juniper Networks, Inc.	Communications Equip	\$8,619	4/27/21	1.7%	-5 bp	18.9%	3.6%	GPC	Genuine Parts Company	Distributors	\$18,166	4/22/21	3.7%	131 bp	31.2%	3.5%	TXN	Texas Instruments Incorporated	Semiconductors	\$171,513	4/27/21	7.5%	271 bp	18.8%	-2.9%	GRMN	Garmin Ltd.	Consumer Electronics	\$26,647	4/28/21	16.0%	351 bp	30.9%	0.3%	LH	Laboratory Corporation of America	Health Care Services	\$26,070	4/29/21	6.3%	-29 bp	18.8%	0.0%	FBHS	Fortune Brands Home & Security,	Building Products	\$14,524	4/29/21	8.6%	163 bp	30.9%	0.0%	CE	Celanese Corporation	Specialty Chemicals	\$17,772	4/22/21	5.6%	468 bp	18.8%	0.6%	CARR	Carrier Global Corp.	Building Products	\$38,379	4/29/21	8.1%	122 bp	30.8%	0.0%	SBUX	Starbucks Corporation	Restaurants	\$135,069	4/27/21	-1.4%	252 bp	18.7%	-1.9%																																																																																																																																																																																																																																																																																																																																																																																																																																																																																																						
TSLA	Tesla Inc	Automobile Manufacturers	\$649,821	4/26/21	3.3%	-254 bp	33.6%	-8.9%	DTE	DTE Energy Company	Multi-Utilities	\$27,037	4/27/21	7.2%	-79 bp	19.3%	1.8%	PNR	Pentair plc	Industrial Machinery	\$10,830	4/22/21	11.9%	278 bp	32.5%	-0.4%	AMD	Advanced Micro Devices, Inc.	Semiconductors	\$101,918	4/27/21	8.5%	246 bp	19.3%	-2.1%	IR	Ingersoll Rand Inc.	Industrial Machinery	\$21,544	4/28/21	4.9%	-75 bp	32.4%	-2.0%	JNPR	Juniper Networks, Inc.	Communications Equip	\$8,619	4/27/21	1.7%	-5 bp	18.9%	3.6%	GPC	Genuine Parts Company	Distributors	\$18,166	4/22/21	3.7%	131 bp	31.2%	3.5%	TXN	Texas Instruments Incorporated	Semiconductors	\$171,513	4/27/21	7.5%	271 bp	18.8%	-2.9%	GRMN	Garmin Ltd.	Consumer Electronics	\$26,647	4/28/21	16.0%	351 bp	30.9%	0.3%	LH	Laboratory Corporation of America	Health Care Services	\$26,070	4/29/21	6.3%	-29 bp	18.8%	0.0%	FBHS	Fortune Brands Home & Security,	Building Products	\$14,524	4/29/21	8.6%	163 bp	30.9%	0.0%	CE	Celanese Corporation	Specialty Chemicals	\$17,772	4/22/21	5.6%	468 bp	18.8%	0.6%	CARR	Carrier Global Corp.	Building Products	\$38,379	4/29/21	8.1%	122 bp	30.8%	0.0%	SBUX	Starbucks Corporation	Restaurants	\$135,069	4/27/21	-1.4%	252 bp	18.7%	-1.9%																																																																																																																																																																																																																																																																																																																																																																																																																																																																																																																								
PNR	Pentair plc	Industrial Machinery	\$10,830	4/22/21	11.9%	278 bp	32.5%	-0.4%	AMD	Advanced Micro Devices, Inc.	Semiconductors	\$101,918	4/27/21	8.5%	246 bp	19.3%	-2.1%	IR	Ingersoll Rand Inc.	Industrial Machinery	\$21,544	4/28/21	4.9%	-75 bp	32.4%	-2.0%	JNPR	Juniper Networks, Inc.	Communications Equip	\$8,619	4/27/21	1.7%	-5 bp	18.9%	3.6%	GPC	Genuine Parts Company	Distributors	\$18,166	4/22/21	3.7%	131 bp	31.2%	3.5%	TXN	Texas Instruments Incorporated	Semiconductors	\$171,513	4/27/21	7.5%	271 bp	18.8%	-2.9%	GRMN	Garmin Ltd.	Consumer Electronics	\$26,647	4/28/21	16.0%	351 bp	30.9%	0.3%	LH	Laboratory Corporation of America	Health Care Services	\$26,070	4/29/21	6.3%	-29 bp	18.8%	0.0%	FBHS	Fortune Brands Home & Security,	Building Products	\$14,524	4/29/21	8.6%	163 bp	30.9%	0.0%	CE	Celanese Corporation	Specialty Chemicals	\$17,772	4/22/21	5.6%	468 bp	18.8%	0.6%	CARR	Carrier Global Corp.	Building Products	\$38,379	4/29/21	8.1%	122 bp	30.8%	0.0%	SBUX	Starbucks Corporation	Restaurants	\$135,069	4/27/21	-1.4%	252 bp	18.7%	-1.9%																																																																																																																																																																																																																																																																																																																																																																																																																																																																																																																																										
IR	Ingersoll Rand Inc.	Industrial Machinery	\$21,544	4/28/21	4.9%	-75 bp	32.4%	-2.0%	JNPR	Juniper Networks, Inc.	Communications Equip	\$8,619	4/27/21	1.7%	-5 bp	18.9%	3.6%	GPC	Genuine Parts Company	Distributors	\$18,166	4/22/21	3.7%	131 bp	31.2%	3.5%	TXN	Texas Instruments Incorporated	Semiconductors	\$171,513	4/27/21	7.5%	271 bp	18.8%	-2.9%	GRMN	Garmin Ltd.	Consumer Electronics	\$26,647	4/28/21	16.0%	351 bp	30.9%	0.3%	LH	Laboratory Corporation of America	Health Care Services	\$26,070	4/29/21	6.3%	-29 bp	18.8%	0.0%	FBHS	Fortune Brands Home & Security,	Building Products	\$14,524	4/29/21	8.6%	163 bp	30.9%	0.0%	CE	Celanese Corporation	Specialty Chemicals	\$17,772	4/22/21	5.6%	468 bp	18.8%	0.6%	CARR	Carrier Global Corp.	Building Products	\$38,379	4/29/21	8.1%	122 bp	30.8%	0.0%	SBUX	Starbucks Corporation	Restaurants	\$135,069	4/27/21	-1.4%	252 bp	18.7%	-1.9%																																																																																																																																																																																																																																																																																																																																																																																																																																																																																																																																																												
GPC	Genuine Parts Company	Distributors	\$18,166	4/22/21	3.7%	131 bp	31.2%	3.5%	TXN	Texas Instruments Incorporated	Semiconductors	\$171,513	4/27/21	7.5%	271 bp	18.8%	-2.9%	GRMN	Garmin Ltd.	Consumer Electronics	\$26,647	4/28/21	16.0%	351 bp	30.9%	0.3%	LH	Laboratory Corporation of America	Health Care Services	\$26,070	4/29/21	6.3%	-29 bp	18.8%	0.0%	FBHS	Fortune Brands Home & Security,	Building Products	\$14,524	4/29/21	8.6%	163 bp	30.9%	0.0%	CE	Celanese Corporation	Specialty Chemicals	\$17,772	4/22/21	5.6%	468 bp	18.8%	0.6%	CARR	Carrier Global Corp.	Building Products	\$38,379	4/29/21	8.1%	122 bp	30.8%	0.0%	SBUX	Starbucks Corporation	Restaurants	\$135,069	4/27/21	-1.4%	252 bp	18.7%	-1.9%																																																																																																																																																																																																																																																																																																																																																																																																																																																																																																																																																																														
GRMN	Garmin Ltd.	Consumer Electronics	\$26,647	4/28/21	16.0%	351 bp	30.9%	0.3%	LH	Laboratory Corporation of America	Health Care Services	\$26,070	4/29/21	6.3%	-29 bp	18.8%	0.0%	FBHS	Fortune Brands Home & Security,	Building Products	\$14,524	4/29/21	8.6%	163 bp	30.9%	0.0%	CE	Celanese Corporation	Specialty Chemicals	\$17,772	4/22/21	5.6%	468 bp	18.8%	0.6%	CARR	Carrier Global Corp.	Building Products	\$38,379	4/29/21	8.1%	122 bp	30.8%	0.0%	SBUX	Starbucks Corporation	Restaurants	\$135,069	4/27/21	-1.4%	252 bp	18.7%	-1.9%																																																																																																																																																																																																																																																																																																																																																																																																																																																																																																																																																																																																
FBHS	Fortune Brands Home & Security,	Building Products	\$14,524	4/29/21	8.6%	163 bp	30.9%	0.0%	CE	Celanese Corporation	Specialty Chemicals	\$17,772	4/22/21	5.6%	468 bp	18.8%	0.6%	CARR	Carrier Global Corp.	Building Products	\$38,379	4/29/21	8.1%	122 bp	30.8%	0.0%	SBUX	Starbucks Corporation	Restaurants	\$135,069	4/27/21	-1.4%	252 bp	18.7%	-1.9%																																																																																																																																																																																																																																																																																																																																																																																																																																																																																																																																																																																																																		
CARR	Carrier Global Corp.	Building Products	\$38,379	4/29/21	8.1%	122 bp	30.8%	0.0%	SBUX	Starbucks Corporation	Restaurants	\$135,069	4/27/21	-1.4%	252 bp	18.7%	-1.9%																																																																																																																																																																																																																																																																																																																																																																																																																																																																																																																																																																																																																																				

Source: FSI Insight, FactSet, Bloomberg.

(1) Compares the actual reported result to the consensus estimate. The date used for estimates is 30 calendar days prior to the company's report date.



Sorted  
by

# #6a: EPS MISSES over the last week

Figure: Companies missing bottom-line estimates

Sorted based on magnitude of EPS beat

Rank	Ticker	Company name	Sub-industry group name	Mkt cap (\$M)	Report date	Surprise magnitude <sup>(1)</sup>			Relative perf since report	
						Sales	EBIT margin	EPS		
1	VLO	Valero Energy Corporation	Oil & Gas Refining & Marketi	\$30,600	4/22/21	14.6%	-161 bp	-145.2%	7.5%	
2	DISCA	Discovery, Inc. Class A	Broadcasting	\$18,494	4/28/21	1.0%	-666 bp	-69.0%	0.6%	
3	HIG	Hartford Financial Services Group, Inc.	Multi-line Insurance	\$23,807	4/22/21	5.4%		-54.5%	-1.9%	
4	NOV	NOV Inc.	Oil & Gas Equipment & Serv	\$5,954	4/27/21	-2.6%	-78 bp	-46.1%	11.6%	
5	TAP	Molson Coors Beverage Company Clas	Brewers	\$12,039	4/29/21		-1.7%	-73 bp	-24.1%	0.0%
6	NEM	Newmont Corporation	Gold	\$49,917	4/29/21	-15.9%	343 bp	-16.7%	0.0%	
7	LLY	Eli Lilly and Company	Pharmaceuticals	\$174,625	4/27/21	-4.1%	-668 bp	-14.6%	-0.6%	
8	TDY	Teledyne Technologies Incorporated	Aerospace & Defense	\$16,761	4/28/21	2.2%	-9 bp	-13.9%	-0.2%	
9	MRK	Merck & Co., Inc.	Pharmaceuticals	\$186,434	4/29/21	-4.7%	5 bp	-13.8%	0.0%	
10	CB	Chubb Limited	Property & Casualty Insuran	\$76,293	4/27/21	8.2%		-11.5%	1.1%	
11	AAL	American Airlines Group, Inc.	Airlines	\$13,661	4/22/21	-2.7%	-1866 bp	-9.8%	4.3%	
12	AMGN	Amgen Inc.	Biotechnology	\$135,146	4/27/21	-6.3%	7 bp	-8.7%	-8.6%	
13	KMB	Kimberly-Clark Corporation	Household Products	\$44,754	4/23/21	-5.3%	-111 bp	-7.9%	-0.4%	
14	PHM	PulteGroup, Inc.	Homebuilding	\$15,818	4/27/21	-5.7%	-4 bp	-7.2%	4.1%	
15	UNP	Union Pacific Corporation	Railroads	\$149,123	4/22/21	-1.8%	-179 bp	-6.7%	1.1%	
16	MAA	Mid-America Apartment Communities, In	Residential REITs	\$17,788	4/28/21	0.3%		-6.7%	0.3%	
17	ECL	Ecolab Inc.	Specialty Chemicals	\$64,296	4/27/21	-0.4%	-25 bp	-5.6%	2.3%	
18	BMJ	Bristol-Myers Squibb Company	Pharmaceuticals	\$140,492	4/29/21	-0.8%	-47 bp	-4.3%	0.0%	
19	SYK	Stryker Corporation	Health Care Equipment	\$99,135	4/27/21	-0.1%	-107 bp	-2.9%	-1.2%	
20	AEP	American Electric Power Company, Inc.	Electric Utilities	\$44,023	4/22/21	0.1%	-421 bp	-2.8%	-1.7%	
21	MKTX	MarketAxess Holdings Inc.	Financial Exchanges & Data	\$18,837	4/22/21	0.4%		-2.3%	-3.3%	
22	HOLX	Hologic, Inc.	Health Care Equipment	\$17,065	4/28/21	-0.0%	-144 bp	-1.0%	-9.2%	
23	VRSN	VeriSign, Inc.	Internet Services & Infrastruc	\$24,733	4/22/21	0.5%	11 bp	-0.9%	1.6%	
24	UDR	UDR, Inc.	Residential REITs	\$13,657	4/27/21	0.1%		-0.8%	-2.3%	
25	COG	Cabot Oil & Gas Corporation	Oil & Gas Exploration & Prox	\$6,814	4/29/21	-5.2%	-43 bp	-0.8%	0.0%	
26	CTXS	Citrix Systems, Inc.	Application Software	\$15,895	4/29/21	-2.6%	-177 bp	-0.7%	0.0%	
27	EQR	Equity Residential	Residential REITs	\$27,424	4/27/21	0.6%		-0.3%	-1.7%	
28	ALXN	Alexion Pharmaceuticals, Inc.	Biotechnology	\$36,580	4/29/21	-0.3%	-280 bp	-0.2%	0.0%	

Rank	Ticker	Company name	Sub-industry group name	Mkt cap (\$M)	Report date	Surprise magnitude <sup>(1)</sup>			Relative perf since report
						Sales	EBIT margin	EPS	
1									
2									
3									
4									
5									
6									
7									
8									
9									
10									
11									
12									
13									
14									
15									
16									
17									
18									
19									
20									
21									
22									
23									
24									
25									
26									
27									
28									


Source: FSI Insight, FactSet, Bloomberg.

(1) Compares the actual reported result to the consensus estimate. The date used for estimates is 30 calendar days prior to the company's report date.

Sorted  
by

# #7: EBIT MARGIN BEATS over the last week

Figure: Companies beating margin estimates

Sorted based on magnitude of EBIT margin beat  Surprise magnitude <sup>(1)</sup>

Rank	Ticker	Company name	Sub-industry group name	Mkt cap (\$M)	Report date	Surprise magnitude <sup>(1)</sup>				Sales	EBIT margin	EPS	Relative perf since report	Rank	Ticker	Company name	Sub-industry group name	Mkt cap (\$M)	Report date	Surprise magnitude <sup>(1)</sup>			
						Surprise	Surprise	Surprise	Surprise											Surprise	Surprise	Surprise	Surprise
1	RCL	Royal Caribbean Group	Hotels Resorts & Cruis	\$21,612	4/29/21	5.0%	8025 bp	3.9%	0.0%				36	QCOM	Qualcomm Inc	Semiconductors	\$160,943	4/28/21	4.4%	214 bp	13.7%	3.8%	
2	NOC	Northrop Grumman Corporation	Aerospace & Defense	\$56,694	4/29/21	7.8%	2071 bp	20.8%	0.0%				37	TSCO	Tractor Supply Company	Specialty Stores	\$22,136	4/22/21	14.6%	212 bp	63.4%	-0.6%	
3	HES	Hess Corporation	Oil & Gas Exploration & Production	\$23,668	4/28/21	25.5%	1262 bp	627.1%	0.4%				38	NOW	ServiceNow, Inc.	Systems Software	\$99,711	4/28/21	1.8%	210 bp	12.9%	-10.1%	
4	BIO	Bio-Rad Laboratories, Inc. Class A	Life Sciences Tools & Consumables	\$19,122	4/29/21	10.0%	969 bp	74.0%	0.0%				39	HCA	HCA Healthcare Inc	Health Care Facilities	\$68,041	4/22/21	2.9%	208 bp	26.2%	-1.6%	
5	DHR	Danaher Corporation	Health Care Equipment	\$183,013	4/22/21	12.0%	833 bp	48.8%	-0.4%				40	T	AT&T Inc.	Integrated Telecommunications Services	\$223,768	4/22/21	3.0%	201 bp	10.6%	-1.9%	
6	FB	Facebook, Inc. Class A	Interactive Media & Services	\$936,804	4/28/21	10.9%	721 bp	41.1%	6.6%				41	MSFT	Microsoft Corporation	Systems Software	#####	4/27/21	1.8%	200 bp	9.7%	-4.2%	
7	IPG	Interpublic Group of Companies, Inc.	Advertising	\$12,517	4/28/21	5.1%	681 bp	182.4%	2.2%				42	DHI	D.R. Horton, Inc.	Homebuilding	\$36,578	4/22/21	4.9%	187 bp	16.7%	5.1%	
8	GOOGL	Alphabet Inc. Class A	Interactive Media & Services	\$1,605,769	4/27/21	8.2%	657 bp	68.1%	3.9%				43	RTX	Raytheon Technologies Corporation	Aerospace & Defense	\$125,556	4/27/21	-0.1%	178 bp	22.6%	-0.5%	
9	ALGN	Align Technology, Inc.	Health Care Supplies	\$47,825	4/28/21	10.7%	472 bp	24.9%	-2.1%				44	CMS	CMS Energy Corporation	Multi-Utilities	\$18,509	4/29/21	3.7%	177 bp	24.6%	0.0%	
10	CE	Celanese Corporation	Specialty Chemicals	\$17,772	4/22/21	5.6%	468 bp	18.8%	0.6%				45	GILD	Gilead Sciences, Inc.	Biotechnology	\$80,221	4/29/21	-4.6%	176 bp	2.1%	0.0%	
11	POOL	Pool Corporation	Distributors	\$16,924	4/22/21	28.7%	467 bp	102.1%	0.8%				46	EBAY	eBay Inc.	Internet & Direct Marketing	\$38,198	4/28/21	1.8%	169 bp	1.2%	-10.7%	
12	YUM	Yum! Brands, Inc.	Restaurants	\$35,507	4/28/21	2.5%	436 bp	24.0%	0.5%				47	FBHS	Fortune Brands Home & Security, Inc.	Building Products	\$14,524	4/29/21	8.6%	163 bp	30.9%	0.0%	
13	UPS	United Parcel Service, Inc. Class A	Air Freight & Logistics	\$176,840	4/27/21	10.7%	421 bp	61.3%	4.3%				48	DOW	Dow, Inc.	Commodity Chemicals	\$47,852	4/22/21	7.7%	155 bp	29.1%	3.3%	
14	ROK	Rockwell Automation, Inc.	Electrical Components	\$31,103	4/28/21	2.3%	355 bp	12.1%	-0.1%				49	FTNT	Fortinet, Inc.	Systems Software	\$31,899	4/29/21	4.3%	151 bp	9.8%	0.0%	
15	GRMN	Garmin Ltd.	Consumer Electronics	\$26,647	4/28/21	16.0%	351 bp	30.9%	0.3%				50	BSX	Boston Scientific Corporation	Health Care Equipment	\$62,645	4/28/21	5.2%	137 bp	21.5%	-1.0%	
16	ORLY	O'Reilly Automotive, Inc.	Automotive Retail	\$38,415	4/28/21	10.0%	350 bp	33.8%	2.8%				51	MMM	3M Company	Industrial Conglomerate	\$115,384	4/27/21	4.6%	135 bp	20.5%	1.8%	
17	NEM	Newmont Corporation	Gold	\$49,917	4/29/21	-15.9%	343 bp	-16.7%	0.0%				52	GPC	Genuine Parts Company	Distributors	\$18,166	4/22/21	3.7%	131 bp	31.2%	3.5%	
18	DVA	DaVita Inc.	Health Care Services	\$12,523	4/29/21	-8.2%	334 bp	17.5%	0.0%				53	ETR	Entergy Corporation	Electric Utilities	\$21,834	4/28/21	3.8%	127 bp	26.6%	1.2%	
19	ROL	Rollins, Inc.	Environmental & Facilities	\$18,386	4/28/21	3.3%	334 bp	68.0%	1.9%				54	ODFL	Old Dominion Freight Line, Inc.	Trucking	\$30,071	4/22/21	2.0%	123 bp	7.3%	1.6%	
20	MAS	Masco Corporation	Building Products	\$16,489	4/28/21	8.5%	302 bp	33.8%	0.8%				55	CARR	Carrier Global Corp.	Building Products	\$38,379	4/29/21	8.1%	122 bp	30.8%	0.0%	
21	SHW	Shawin-Williams Company	Specialty Chemicals	\$73,180	4/27/21	3.3%	288 bp	26.8%	0.9%				56	AVY	Avery Dennison Corporation	Paper Packaging	\$17,827	4/28/21	7.8%	118 bp	21.4%	0.9%	
22	INTC	Intel Corporation	Semiconductors	\$235,335	4/22/21	4.5%	279 bp	21.6%	-8.7%				57	NSC	Norfolk Southern Corporation	Railroads	\$70,243	4/28/21	-1.0%	116 bp	2.8%	-1.9%	
23	PNR	Pentair plc	Industrial Machinery	\$10,830	4/22/21	11.9%	278 bp	32.5%	-0.4%				58	MDLZ	Mondelez International, Inc. Class A	Packaged Foods & Meats	\$85,585	4/28/21	3.3%	114 bp	10.7%	-0.6%	
24	TXN	Texas Instruments Incorporated	Semiconductors	\$171,513	4/27/21	7.5%	271 bp	18.8%	-2.9%				59	WAB	Westinghouse Air Brake Technology Company	Construction Machinery	\$15,812	4/29/21	-1.3%	108 bp	2.3%	0.0%	
25	BIIB	Biogen Inc.	Biotechnology	\$39,947	4/22/21	1.0%	269 bp	5.0%	0.6%				60	ALLE	Allegion PLC	Building Products	\$12,347	4/22/21	7.6%	105 bp	17.7%	-0.6%	
26	AAPL	Apple Inc.	Technology Hardware	\$2,240,876	4/28/21	16.9%	266 bp	42.7%	-0.8%				61	RMD	ResMed Inc.	Health Care Equipment	\$30,253	4/29/21	-4.7%	104 bp	1.2%	0.0%	
27	SBUX	Starbucks Corporation	Restaurants	\$135,069	4/27/21	-1.4%	252 bp	18.7%	-1.9%				62	PKG	Packaging Corporation of America	Paper Packaging	\$14,250	4/26/21	5.2%	101 bp	19.8%	4.2%	
28	SWK	Stanley Black & Decker, Inc.	Industrial Machinery	\$33,734	4/28/21	7.1%	248 bp	25.1%	0.7%				63	STX	Seagate Technology PLC	Technology Hardware	\$22,419	4/22/21	2.2%	95 bp	11.9%	13.3%	
29	AMD	Advanced Micro Devices, Inc.	Semiconductors	\$101,918	4/27/21	8.5%	246 bp	19.3%	-2.1%				64	IQV	IQVIA Holdings Inc	Life Sciences Tools & Services	\$45,127	4/22/21	7.7%	89 bp	17.8%	2.4%	
30	CDNS	Cadence Design Systems, Inc.	Application Software	\$37,137	4/26/21	2.5%	245 bp	10.8%	-8.0%				65	SNA	Snap-on Incorporated	Industrial Machinery	\$12,981	4/22/21	8.5%	88 bp	15.5%	-1.9%	
31	AMZN	Amazon.com, Inc.	Internet & Direct Marketing	\$1,749,946	4/29/21	3.9%	245 bp	67.0%	0.0%				66	ADP	Automatic Data Processing, Inc.	Data Processing & Outsourcing	\$80,624	4/28/21	0.5%	88 bp	4.4%	0.3%	
32	ENPH	Enphase Energy, Inc.	Semiconductor Equipment	\$19,459	4/27/21	3.3%	244 bp	24.3%	-16.8%				67	FCX	Freeport-McMoRan, Inc.	Copper	\$56,241	4/22/21	4.6%	75 bp	2.1%	8.7%	
33	MXIM	Maxim Integrated Products, Inc.	Semiconductors	\$26,020	4/27/21	4.3%	225 bp	10.8%	-0.4%				68	NXPI	NXP Semiconductors NV	Semiconductors	\$55,360	4/26/21	0.4%	74 bp	45.8%	-2.6%	
34	WST	West Pharmaceutical Services, Inc.	Health Care Supplies	\$23,968	4/29/21	11.0%	217 bp	43.2%	0.0%				69	CNC	Centene Corporation	Managed Health Care	\$35,308	4/27/21	1.5%	66 bp	6.7%	-1.8%	
35	ROP	Roper Technologies, Inc.	Industrial Conglomerate	\$46,788	4/27/21	1.3%	215 bp	8.6%	-0.6%				70	MA	Mastercard Incorporated Class A	Data Processing & Outsourcing	\$543,809	4/29/21	4.3%	61 bp	10.4%	0.0%	

Source: FSI Insight, FactSet, Bloomberg.

(1) Compares the actual reported result to the consensus estimate. The date used for estimates is 30 calendar days prior to the company's report date.

# Disclosures

This research is for the clients of FS Insight only. For additional information, please contact us via phone at +1-212-293-7140 or via email at [inquiry@fsinsight.com](mailto:inquiry@fsinsight.com).

## Conflicts of Interest

This research contains the views, opinions and recommendations of FS Insight. At the time of publication of this report, FS Insight does not know of, or have reason to know of any material conflicts of interest.

## General Disclosures

FS Insight is an independent research company and is not a registered investment advisor and is not acting as a broker dealer under any federal or state securities laws.

FS Insight is a member of IRC Securities' Research Prime Services Platform. IRC Securities is a FINRA registered broker-dealer that is focused on supporting the independent research industry. Certain personnel of FS Insight (i.e. Research Analysts) are registered representatives of IRC Securities, a FINRA member firm registered as a broker-dealer with the Securities and Exchange Commission and certain state securities regulators. As registered representatives and independent contractors of IRC Securities, such personnel may receive commissions paid to or shared with IRC Securities for transactions placed by FS Insight clients directly with IRC Securities or with securities firms that may share commissions with IRC Securities in accordance with applicable SEC and FINRA requirements. IRC Securities does not distribute the research of FS Insight, which is available to select institutional clients that have engaged FS Insight.

As registered representatives of IRC Securities our analysts must follow IRC Securities' Written Supervisory Procedures. Notable compliance policies include (1) prohibition of insider trading or the facilitation thereof, (2) maintaining client confidentiality, (3) archival of electronic communications, and (4) appropriate use of electronic communications, amongst other compliance related policies.

FS Insight does not have the same conflicts that traditional sell-side research organizations have because FS Insight (1) does not conduct any investment banking activities, (2) does not manage any investment funds, and (3) our clients are only institutional investors.

This research is for the clients of FS Insight only. Additional information is available upon request. Information has been obtained from sources believed to be reliable but FS Insight does not warrant its completeness or accuracy except with respect to any disclosures relative to FS Insight and the analyst's involvement (if any) with any of the subject companies of the research. All pricing is as of the market close for the securities discussed, unless otherwise stated. Opinions and estimates constitute our judgment as of the date of this material and are subject to change without notice. Past performance is not indicative of future results. This material is not intended as an offer or solicitation for the purchase or sale of any financial instrument. The opinions and recommendations herein do not take into account individual client circumstances, risk tolerance, objectives, or needs and are not intended as recommendations of particular securities, financial instruments or strategies. The recipient of this report must make its own independent decision regarding any securities or financial instruments mentioned herein. Except in circumstances where FS Insight expressly agrees otherwise in writing, FS Insight is not acting as a municipal advisor and the opinions or views contained herein are not intended to be, and do not constitute, advice, including within the meaning of Section 15B of the Securities Exchange Act of 1934. All research reports are disseminated and available to all clients simultaneously through electronic publication to our internal client website, FS Insight .com. Not all research content is redistributed to our clients or made available to third-party aggregators or the media. Please contact your sales representative if you would like to receive any of our research publications.

**Copyright 2021 FS Insight LLC. All rights reserved. No part of this material may be reprinted, sold or redistributed without the prior written consent of FS Insight LLC.**