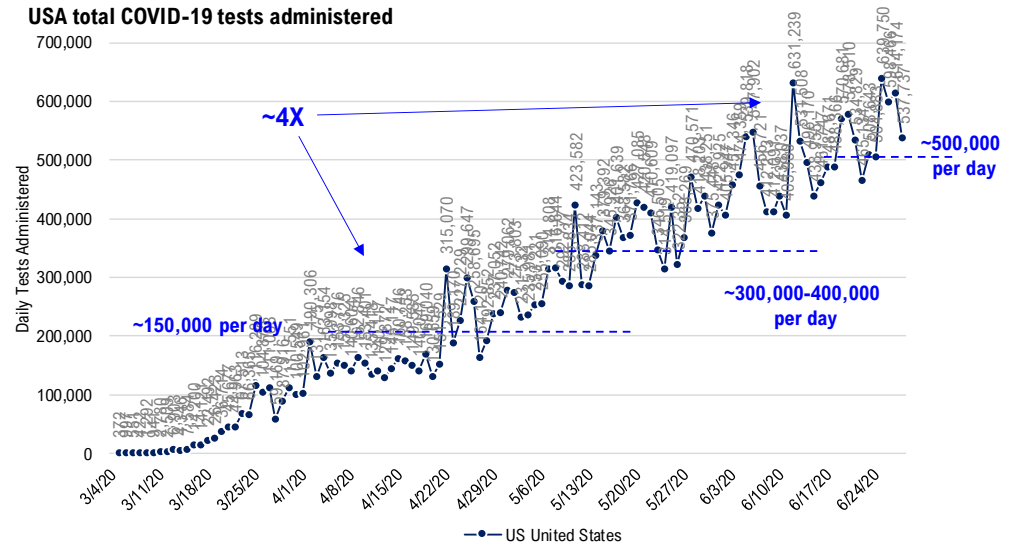
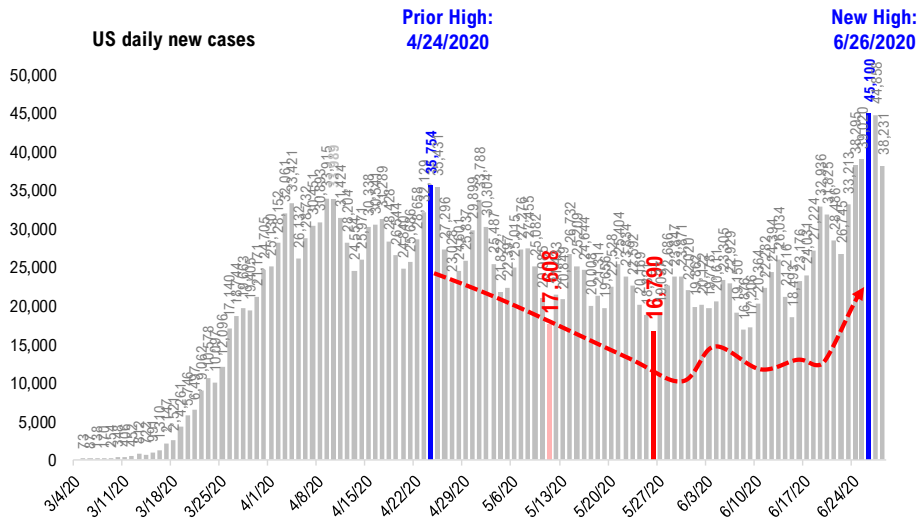


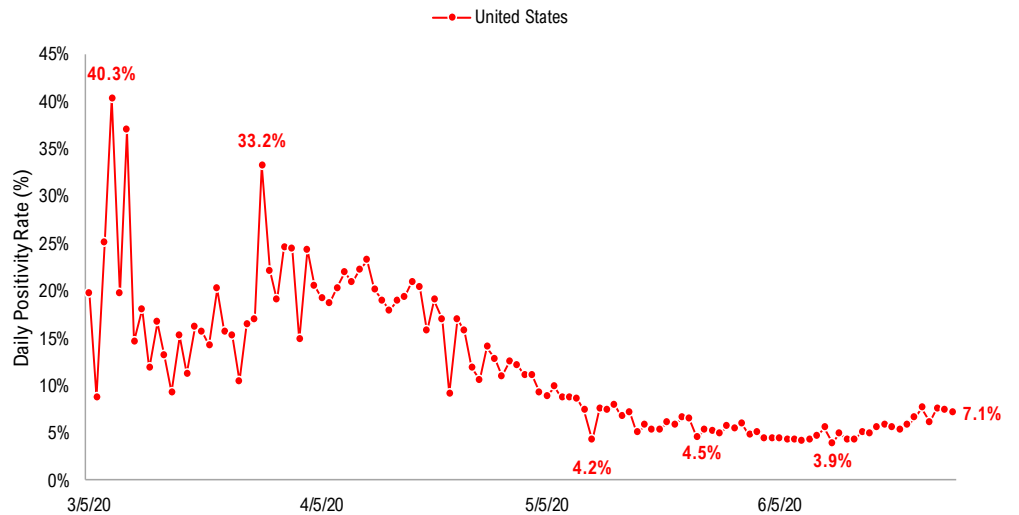
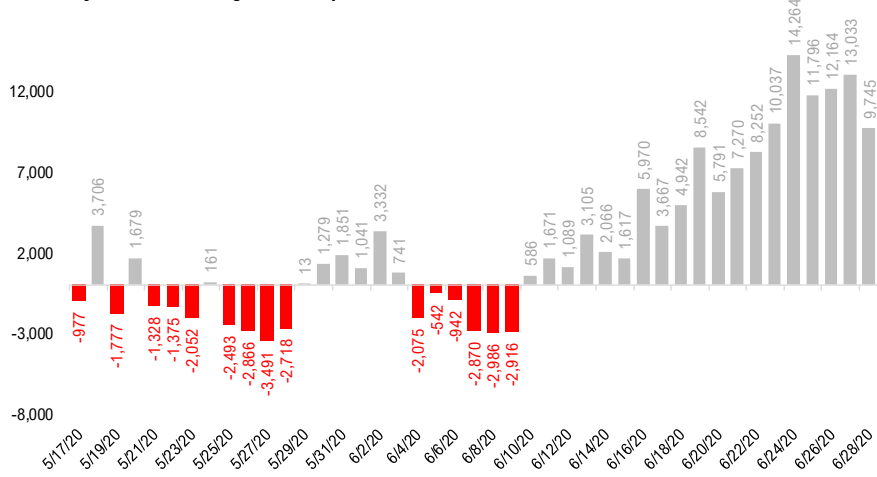
FS Insight Daily COVID-19 Chartbook



#1: USA COVID-19 Situation at a Glance...



US daily new cases rolling 7D delta - past 6 weeks



#2: US New Cases by States... (sorted by today's new cases)

Sorted
Last 3-day trend growth rates

4 states (RI, PA, OR, KS) didn't report stats over the weekend...
3 states (TN, LA, ID) didn't report stats on Sunday...

	6/26/20	6/27/20	6/28/20	
United States	45,100	44,858	38,231	-6,627
States:				
1 Florida	8,942	9,585	8,530	
2 Texas	5,707	5,747	5,357	
3 California	4,890	5,972	4,810	
4 Arizona	3,518	3,503	3,857	
5 Georgia	1,900	1,990	2,225	
6 North Carolina	1,635	1,719	1,605	
7 South Carolina	1,313	1,604	1,381	
8 Ohio	987	817	854	
9 Nevada	381	1,099	821	
10 Illinois	910	786	646	
11 New York	805	703	616	
12 Washington	498	488	549	
13 Minnesota	493	417	516	
14 Arkansas	678	570	508	
15 Virginia	624	677	489	
16 Iowa	489	326	477	
17 Utah	676	578	472	
18 Wisconsin	520	539	457	
19 Mississippi	550	465	361	
20 Alabama	977	900	358	
21 Indiana	485	435	355	
22 Maryland	338	335	327	
23 Missouri	493	347	314	
24 New Jersey	388	289	309	
25 Oklahoma	395	299	302	
26 Colorado	317	226	285	
27 Michigan	389	314	252	
28 Massachusetts	233	373	224	

Sorted
Last 3-day trend growth rates

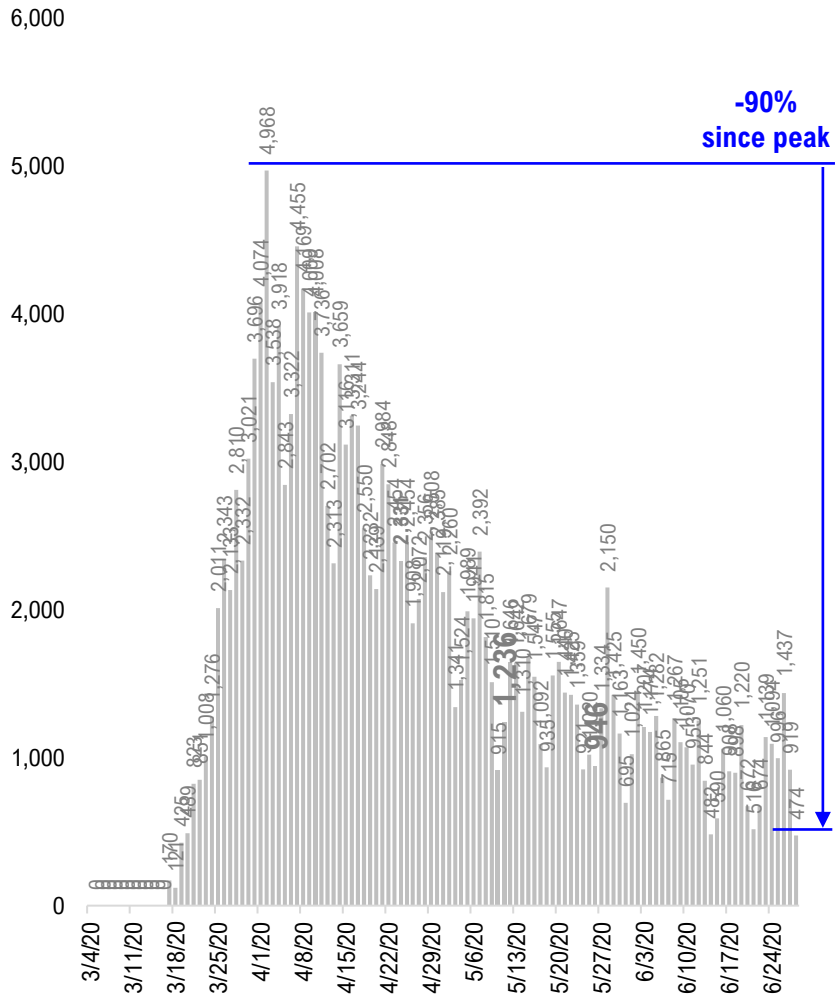
4 states (RI, PA, OR, KS) didn't report stats over the weekend...
3 states (TN, LA, ID) didn't report stats on Sunday...

	6/26/20	6/27/20	6/28/20	
United States	45,100	44,858	38,231	-6,627
States:				
29 New Mexico	216	211	190	
30 Delaware	37	74	135	<--higher
31 Nebraska	178	251	124	
32 Connecticut	65	147	97	
33 Kentucky	242	308	65	
34 West Virginia	51	49	56	
35 South Dakota	56	91	55	
36 North Dakota	28	37	37	
37 Maine	32	52	37	
38 District of Columbia	26	31	32	
39 New Hampshire	33	46	30	
40 Alaska	20	18	29	<--higher
41 Hawaii	16	6	27	<--higher
42 Wyoming	42	24	25	
43 Puerto Rico	4	19	22	
44 Montana	26	23	11	
45 Vermont	7	2	2	
46 U.S. Virgin Islands	1	0	0	
47 Tennessee	1,410	728	0	
48 Rhode Island	21	0	0	
49 Pennsylvania	600	0	0	
50 Oregon	250	0	0	
51 Northern Mariana Islands	0	0	0	
52 Louisiana	1,354	1,467	0	
53 Kansas	568	0	0	
54 Idaho	283	171	0	
55 Guam	3	0	0	
56 American Samoa	0	0	0	

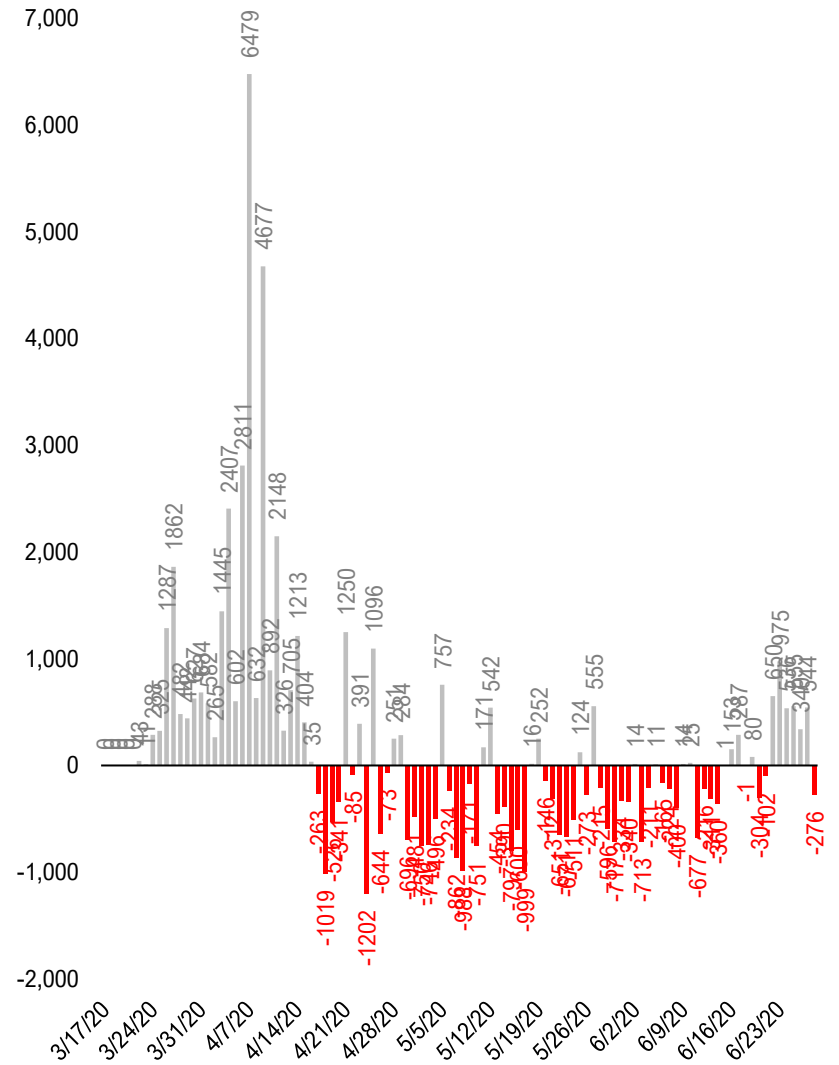
<--higher - if the state has 20% or more daily cases than prior two days...
Source: Fundstrat, COVID-19 Tracking Project, State Department of Health

#3: US Daily Hospitalizations...(aggregated by data type)

US Gross Hospitalizations
(Composite of 33 states that report "gross hospitalizations")



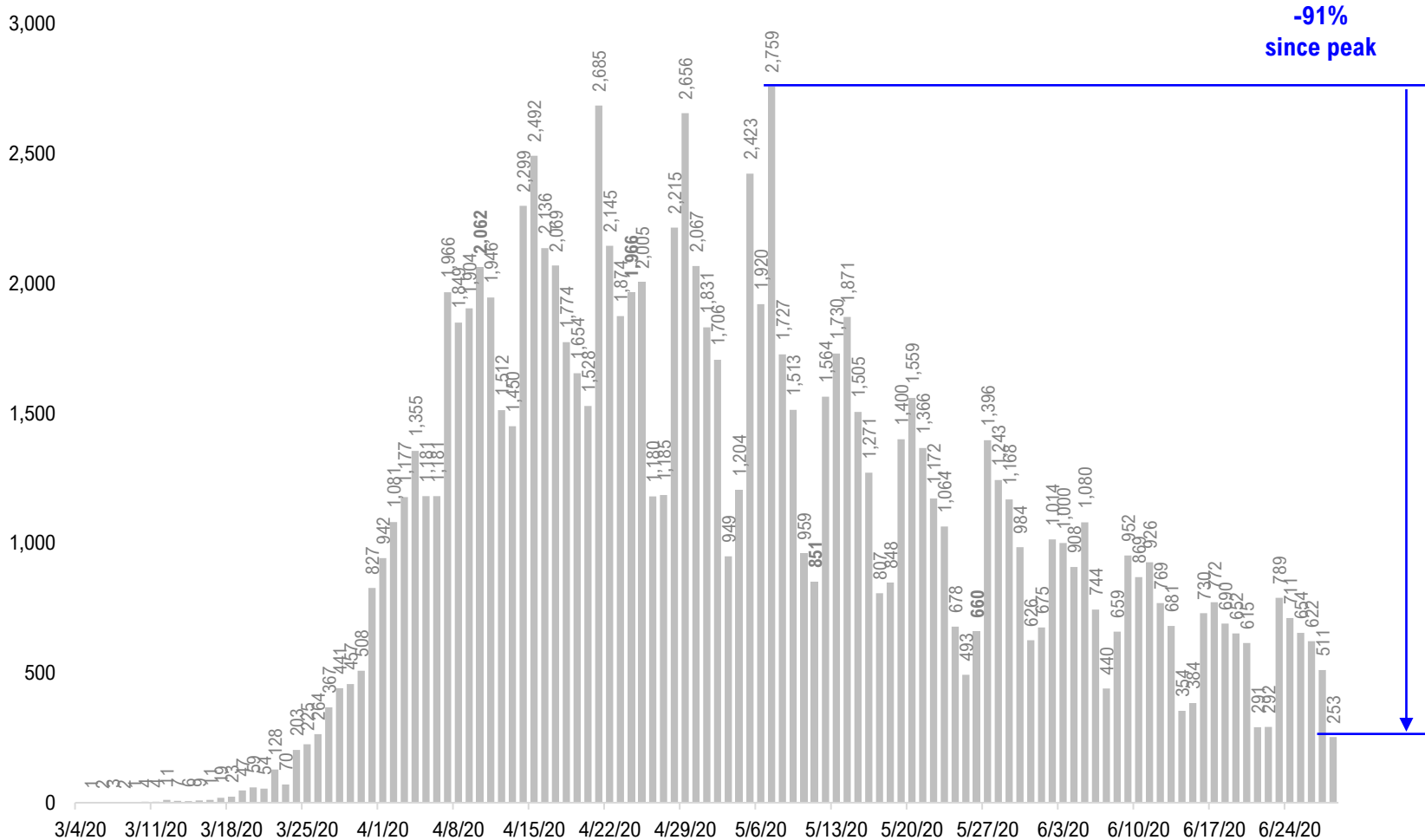
US Net Hospitalizations
(Composite of 18 states that report "net/current hospitalizations")



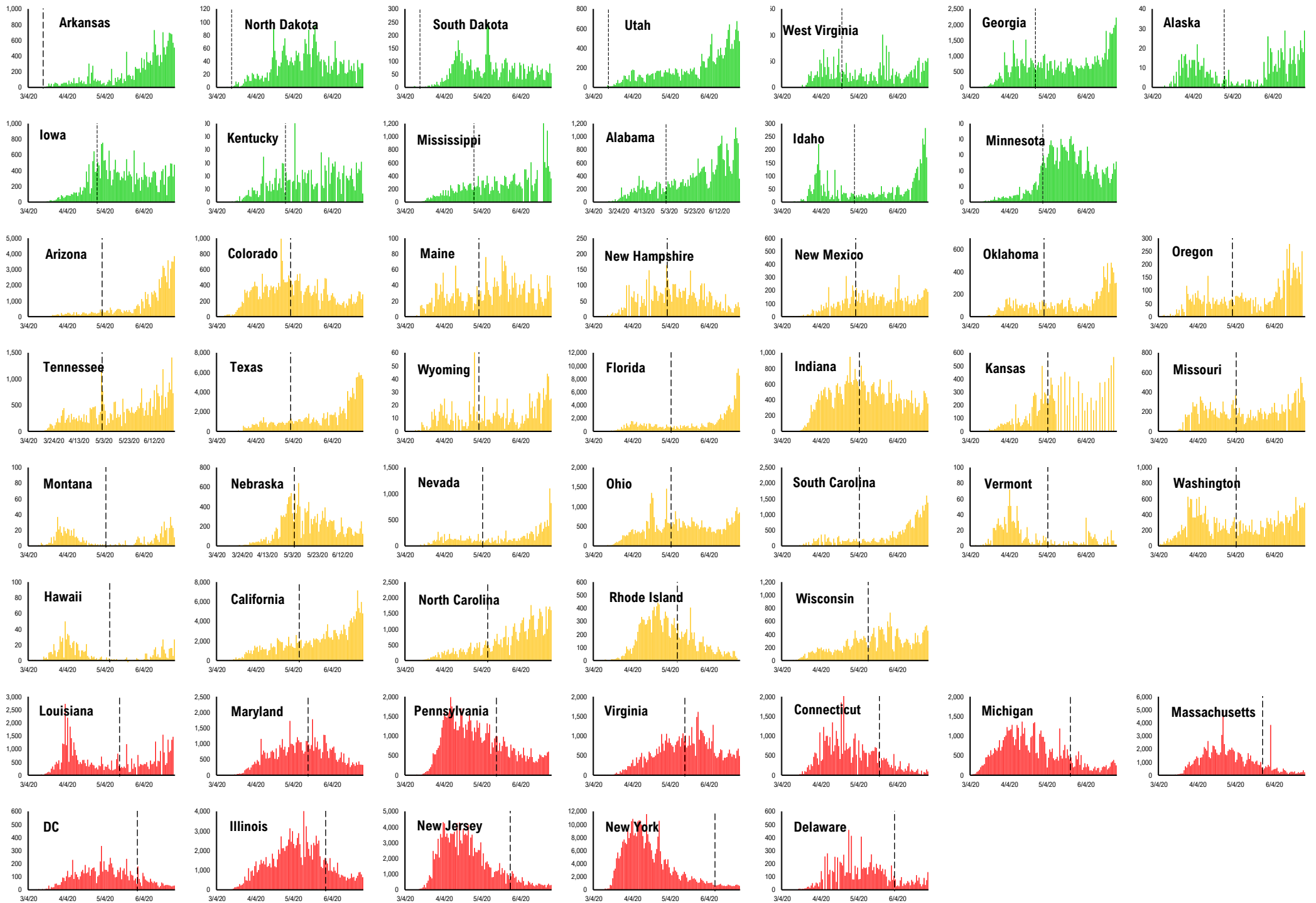
Source: Fundstrat, COVID-19 Tracking Project, State Department of Health

#4: US Daily New Fatalities...

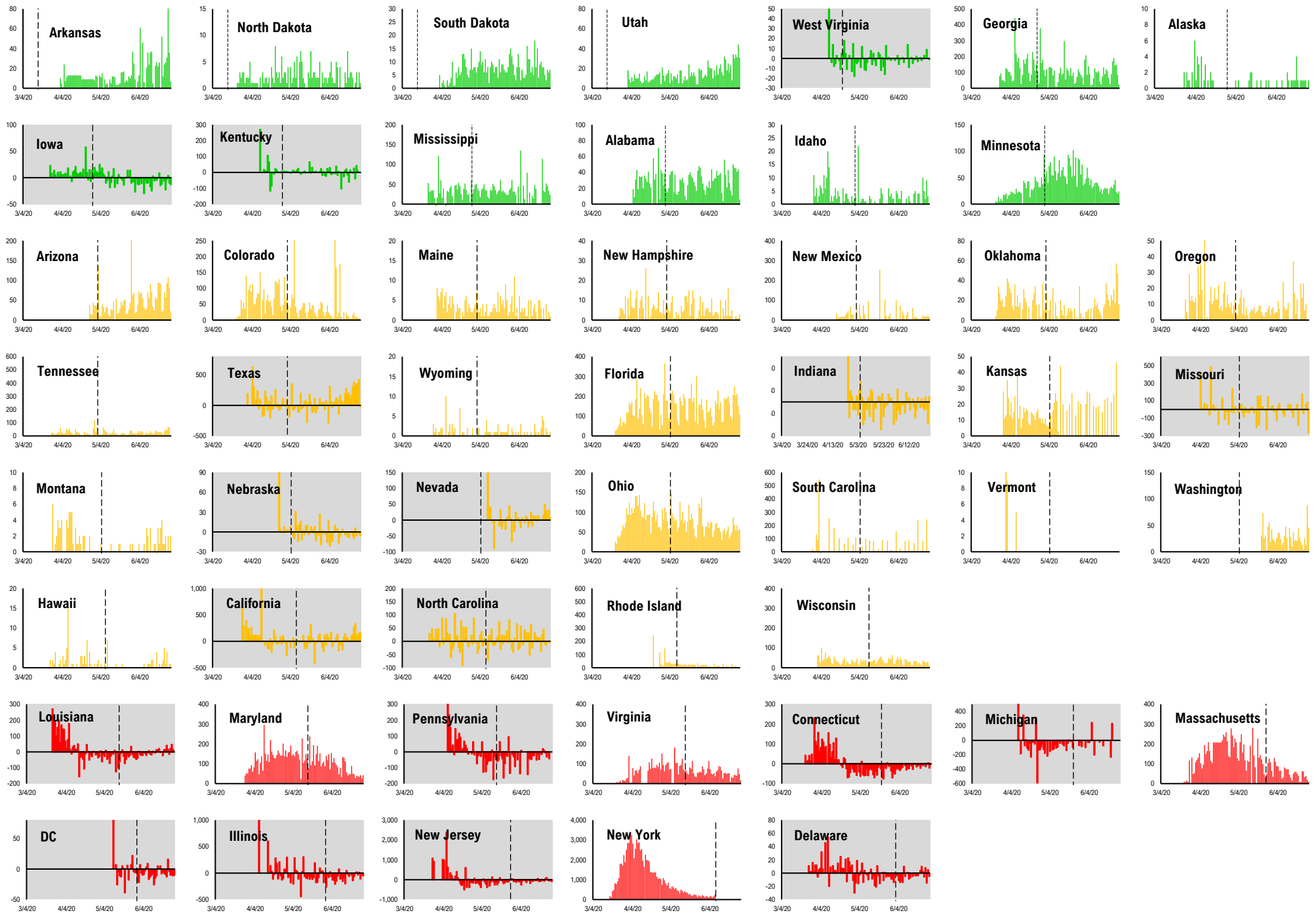
US daily COVID-19 Fatalities



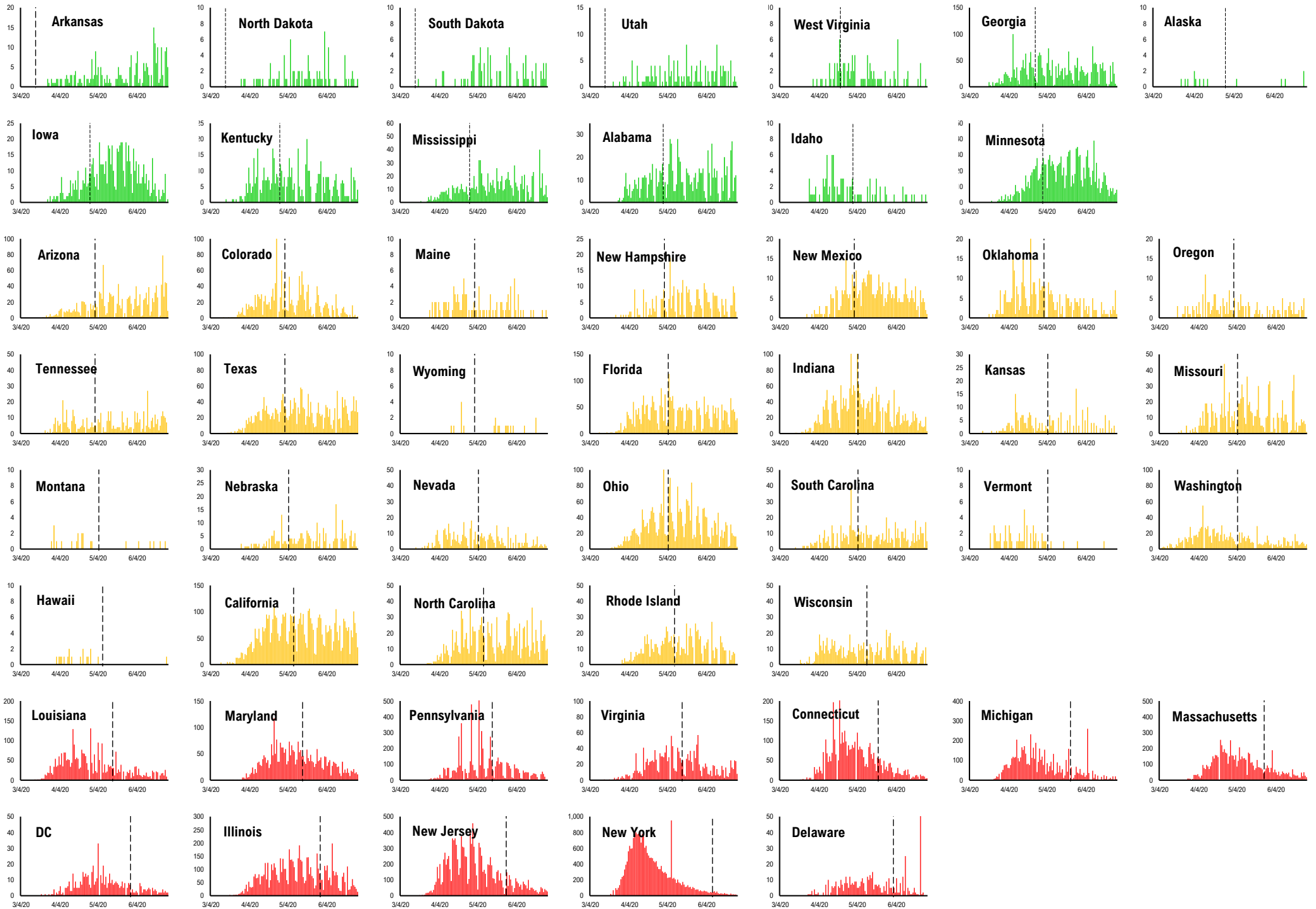
#5: Daily New Cases by States... (sorted by "open" date)



#6: Daily Hospitalizations by States... (sorted by "open" date)



#7: Daily New Deaths by States... (sorted by "open" date)



#8: State COVID-19 situation by Reopen Date...

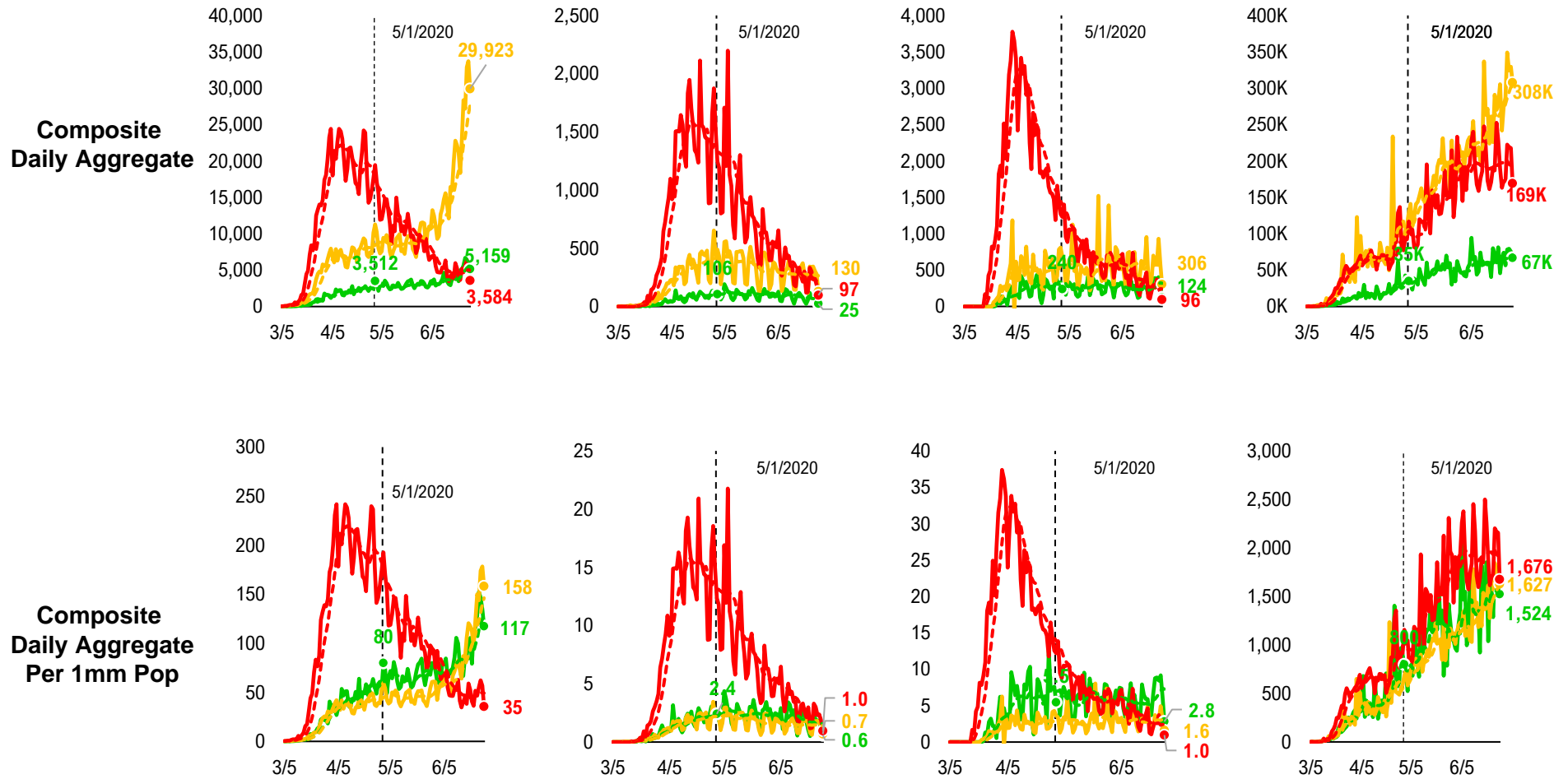
Daily Cases

Daily Deaths

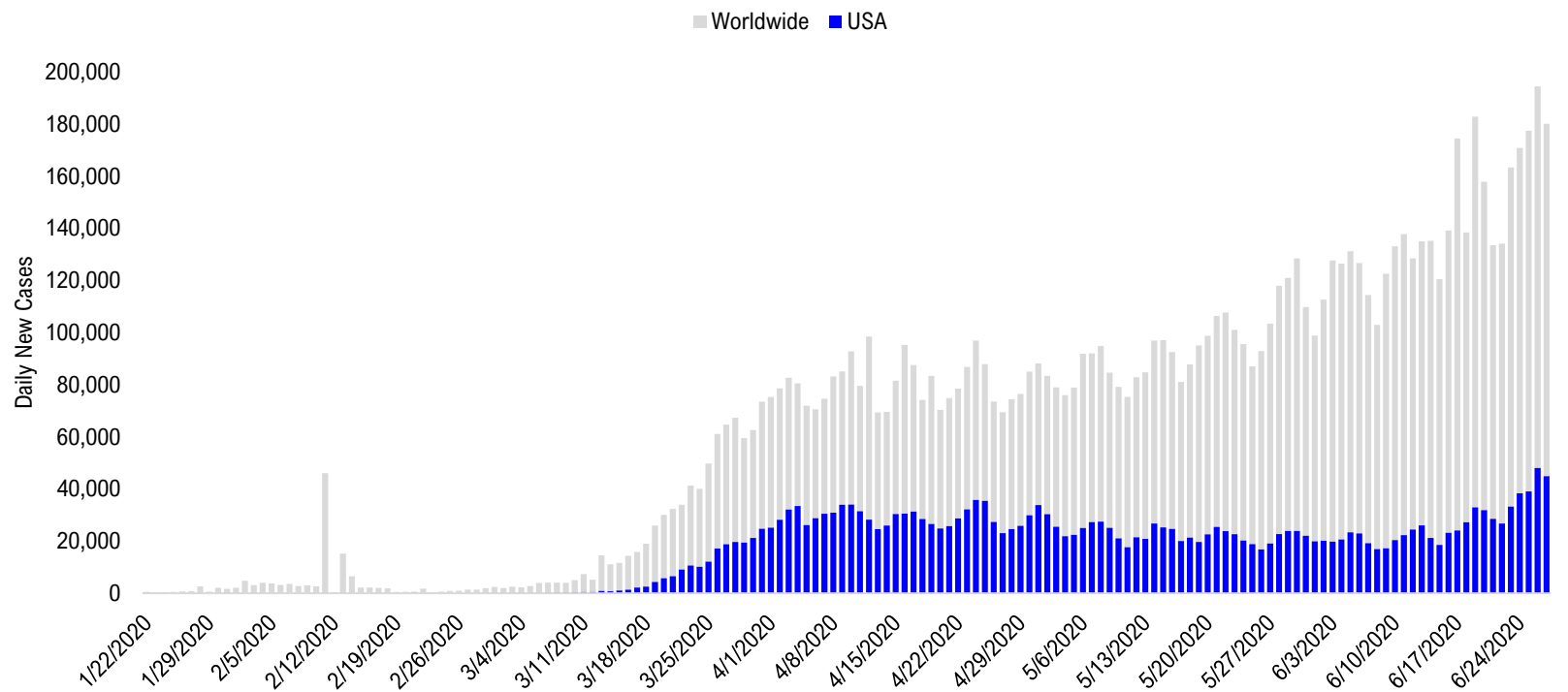
Daily Hospitalization

Daily Testing

— States Open Before 5/1 — States Open between 5/1 and 5/11 — States Open after 5/11



#9: Global COVID-19 Situation at a Glance...



2/7/2020	2/21/2020	3/6/2020	3/20/2020	4/3/2020	4/17/2020	5/1/2020	5/15/2020	5/29/2020	6/12/2020	6/27/2020
Asia ex-India+Pakistan 3,479	Asia ex-India+Pakistan 519	Europe 1,387	Europe 17,659	Europe 39,106	Europe 40,441	US + Canada 31,572	US + Canada 25,443	Latin America 42,332	Latin America 51,029	Latin America 67,323
US + Canada 1	Europe 6	Asia ex-India+Pakistan 683	US + Canada 4,331	US + Canada 29,751	US + Canada 32,649	Europe 25,776	Latin America 25,394	US + Canada 22,796	US + Canada 22,798	US + Canada 44,237
Europe 1	US + Canada 1	US + Canada 70	Asia ex-India+Pakistan 588	Latin America 2,723	Latin America 6,026	Latin America 13,595	Europe 22,739	Europe 19,344	Pakistan + India + Bangladesh 18,309	Pakistan + India + Bangladesh 25,686
Africa 0	Africa 0	Africa 11	Latin America 554	Asia ex-India+Pakistan 1,355	Asia ex-India+Pakistan 2,417	Pakistan + India + Bangladesh 3,762	Pakistan + India + Bangladesh 6,133	Pakistan + India + Bangladesh 12,032	Europe 18,238	Europe 17,569
Latin America 0	Latin America 0	Pakistan + India + Bangladesh 9	Pakistan + India + Bangladesh 181	Africa 711	Pakistan + India + Bangladesh 1,649	Asia ex-India+Pakistan 1,979	Africa 2,942	Africa 5,307	Africa 7,322	Africa 11,932
Pakistan + India + Bangladesh 0	Pakistan + India + Bangladesh 0	Latin America 9	Africa 162	Pakistan + India + Bangladesh 627	Africa 1,176	Africa 1,926	Asia ex-India+Pakistan 2,044	Asia ex-India+Pakistan 2,739	Asia ex-India+Pakistan 3,064	Asia ex-India+Pakistan 3,819

Disclosures

This research is for the clients of FS Insight only. For important disclosures and rating histories regarding sectors or companies that are the subject of this report, please contact your sales representative or FS Insight at 150 East 52nd Street, New York, NY, 10022 USA.

Analyst Certification (Reg AC)

Thomas J. Lee, the research analyst denoted by an “AC” on the cover of this report, hereby certifies that all of the views expressed in this report accurately reflect his personal views, which have not been influenced by considerations of the firm’s business or client relationships.

Neither I, nor a member of my household is an officer, director, or advisory board member of the issuer(s) or has another significant affiliation with the issuer(s) that is/are the subject of this research report. There is a possibility that we will from time to time have long or short positions in, and buy or sell, the securities or derivatives, if any, referred to in this research

Conflicts of Interest

This research contains the views, opinions and recommendations of FS Insight . As of the time of writing and publication of this presentation, FS Insight does not know of, or have reason to know of any material conflicts of interest at the time of the publication of this presentation. The Company has no contractual relationship, nor have we received any compensation from any of the companies listed in this research report.

Analyst Industry/Sector Views

Positive (+): The analyst expects the performance of his industry/sector coverage universe over the next 6-18 months to be attractive vs. the relevant broad market benchmark, being the S&P 500 for North America.

Neutral (N): The analyst expects the performance of his or her industry/sector coverage universe over the next 6-18 months to be in line with the relevant broad market benchmark, being the S&P 500 for North America.

Negative (-): The analyst expects his or her industry coverage universe over the next 6-18 months to underperform vs. the relevant broad market benchmark, being the S&P 500 for North America.

General Disclosures

FS Insight is an independent research company and is not a registered investment advisor and is not acting as a broker dealer under any federal or state securities laws. FS Insight is a member of IRC Securities’ Research Prime Services Platform. IRC Securities is a FINRA registered broker-dealer that is focused on supporting the independent research industry. Certain personnel of FS Insight (i.e. Research Analysts) are registered representatives of IRC Securities, a FINRA member firm registered as a broker-dealer with the Securities and Exchange Commission and certain state securities regulators. As registered representatives and independent contractors of IRC Securities, such personnel may receive commissions paid to or shared with IRC Securities for transactions placed by FS Insight clients directly with IRC Securities or with securities firms that may share commissions with IRC Securities in accordance with applicable SEC and FINRA requirements. IRC Securities does not distribute the research of FS Insight , which is available to select institutional clients that have engaged FS Insight .

As registered representatives of IRC Securities our analysts must follow IRC Securities’ Written Supervisory Procedures. Notable compliance policies include (1) prohibition of insider trading or the facilitation thereof, (2) maintaining client confidentiality, (3) archival of electronic communications, and (4) appropriate use of electronic communications, amongst other compliance related policies.

FS Insight does not have the same conflicts that traditional sell-side research organizations have because FS Insight (1) does not conduct any investment banking activities, (2) does not manage any investment funds, and (3) our clients are only institutional investors.

This research is for the clients of FS Insight only. Additional information is available upon request. Information has been obtained from sources believed to be reliable but FS Insight does not warrant its completeness or accuracy except with respect to any disclosures relative to FS Insight and the analyst’s involvement (if any) with any of the subject companies of the research. All pricing is as of the market close for the securities discussed, unless otherwise stated. Opinions and estimates constitute our judgment as of the date of this material and are subject to change without notice. Past performance is not indicative of future results. This material is not intended as an offer or solicitation for the purchase or sale of any financial instrument. The opinions and recommendations herein do not take into account individual client circumstances, risk tolerance, objectives, or needs and are not intended as recommendations of particular securities, financial instruments or strategies. The recipient of this report must make its own independent decision regarding any securities or financial instruments mentioned herein. Except in circumstances where FS Insight expressly agrees otherwise in writing, FS Insight is not acting as a municipal advisor and the opinions or views contained herein are not intended to be, and do not constitute, advice, including within the meaning of Section 15B of the Securities Exchange Act of 1934. All research reports are disseminated and available to all clients simultaneously through electronic publication to our internal client website, FS Insight .com. Not all research content is redistributed to our clients or made available to third-party aggregators or the media. Please contact your sales representative if you would like to receive any of our research publications.

Copyright 2020 FS Insight LLC. All rights reserved. No part of this material may be reprinted, sold or redistributed without the prior written consent of FS Insight LLC.